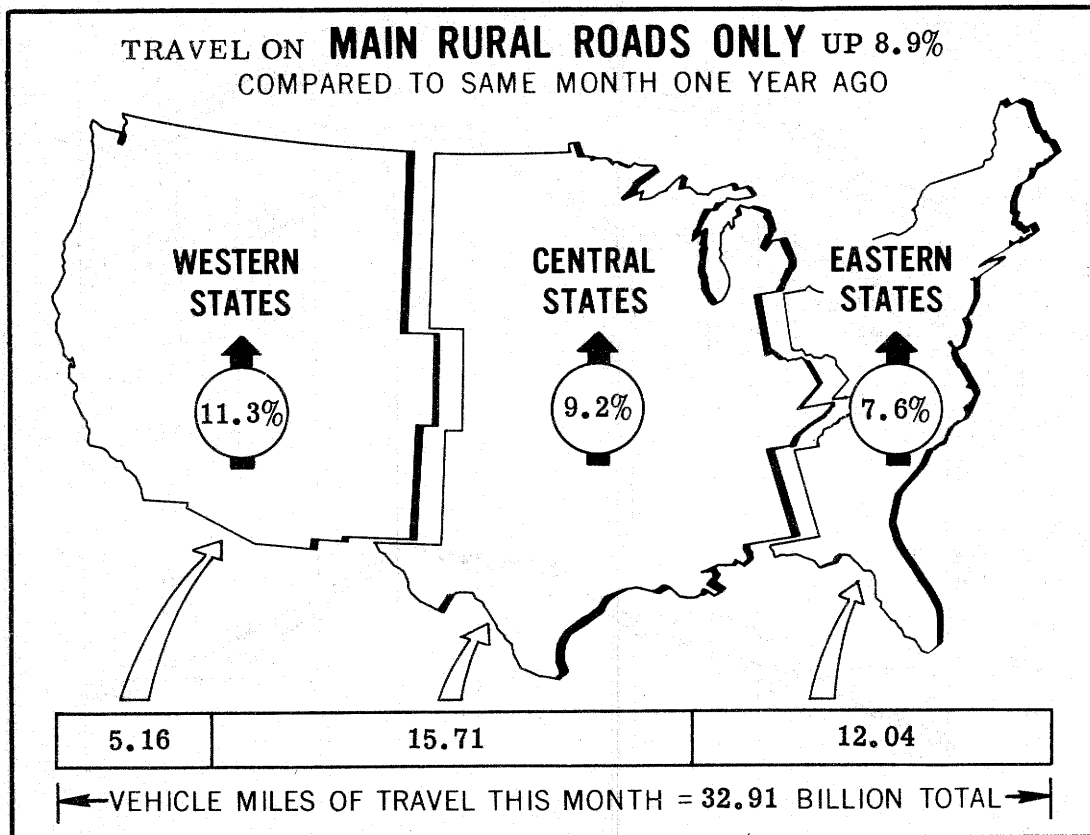


# TRAFFIC VOLUME TRENDS

U. S. DEPARTMENT OF TRANSPORTATION  
FEDERAL HIGHWAY ADMINISTRATION  
BUREAU OF PUBLIC ROADS

APRIL 1968 <sup>1/</sup>

TRAVEL ON **ALL ROADS AND STREETS** UP 7.2%  
COMPARED TO SAME MONTH ONE YEAR AGO



<sup>1/</sup>ALL DATA FOR THIS MONTH ARE PRELIMINARY, REVISED VALUES FOR PREVIOUS MONTH ARE SHOWN IN TABLES 1 AND 2

FOR OFFICIAL DISTRIBUTION

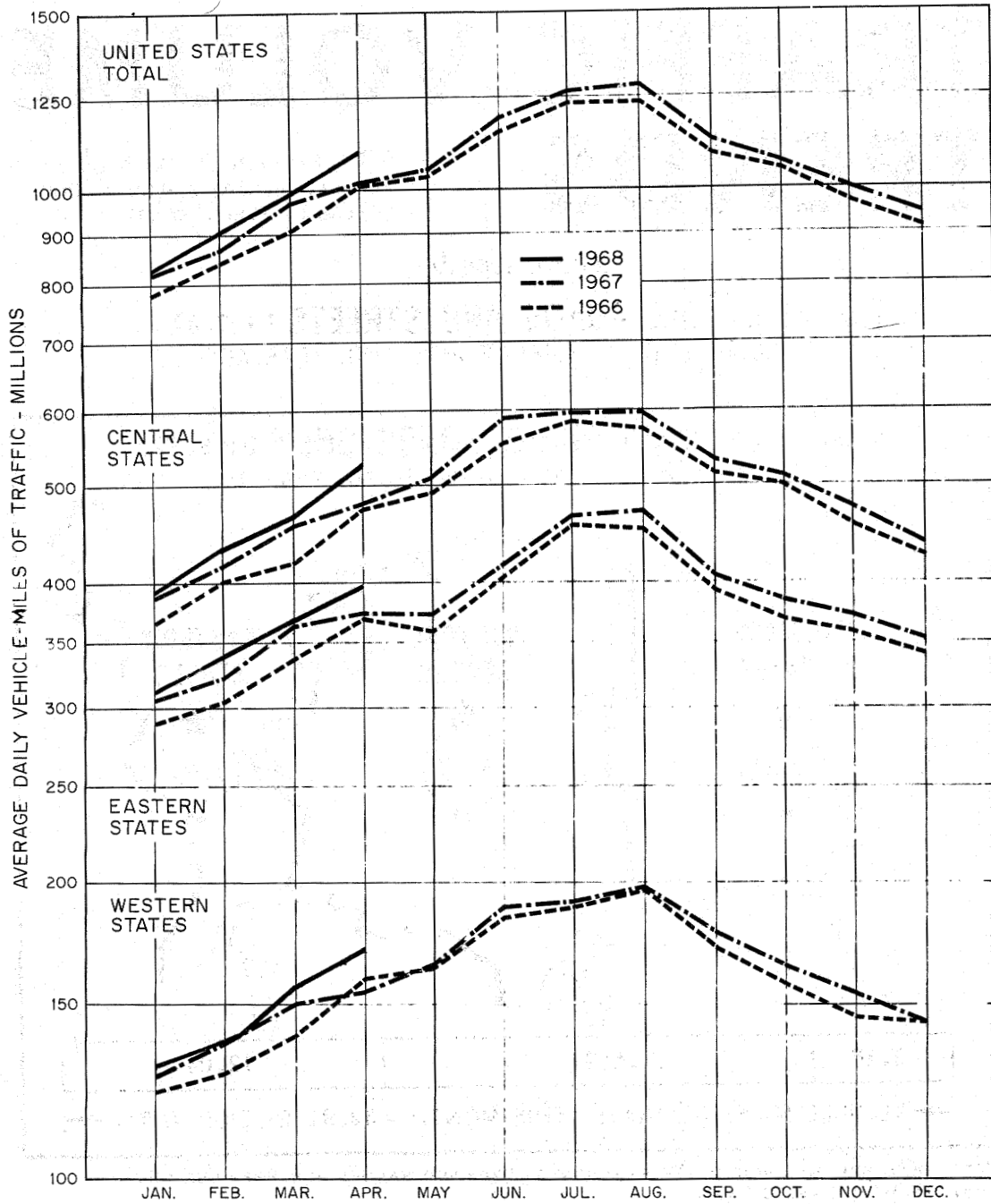


FIGURE 1 - TRAVEL ON MAIN RURAL ROADS, BY MONTHS

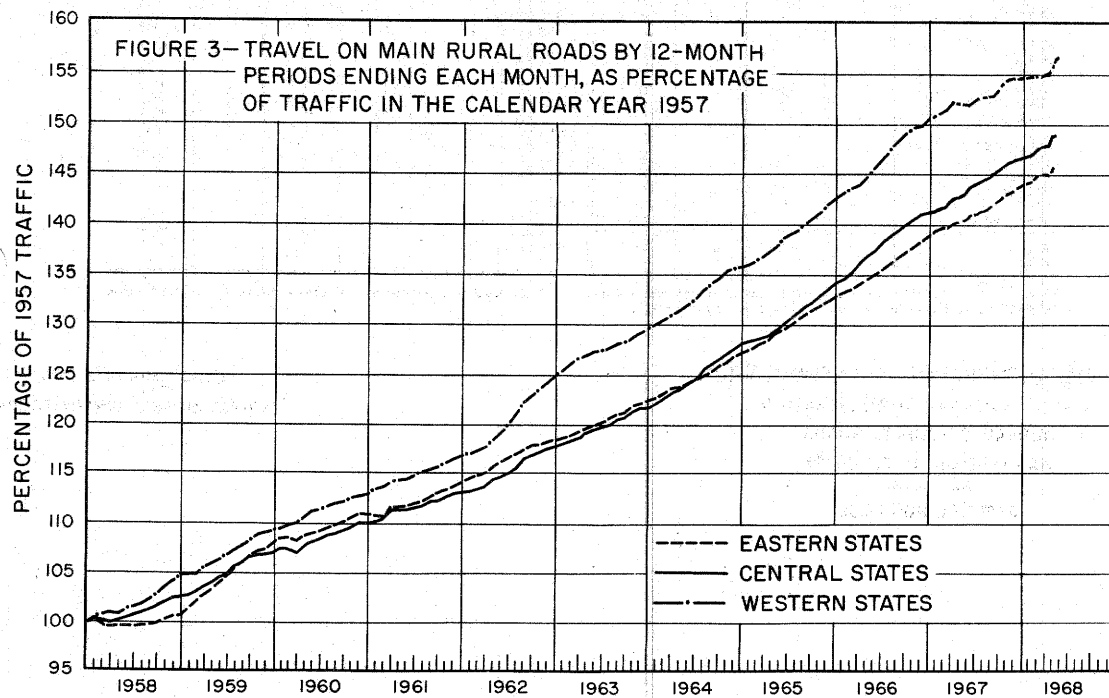
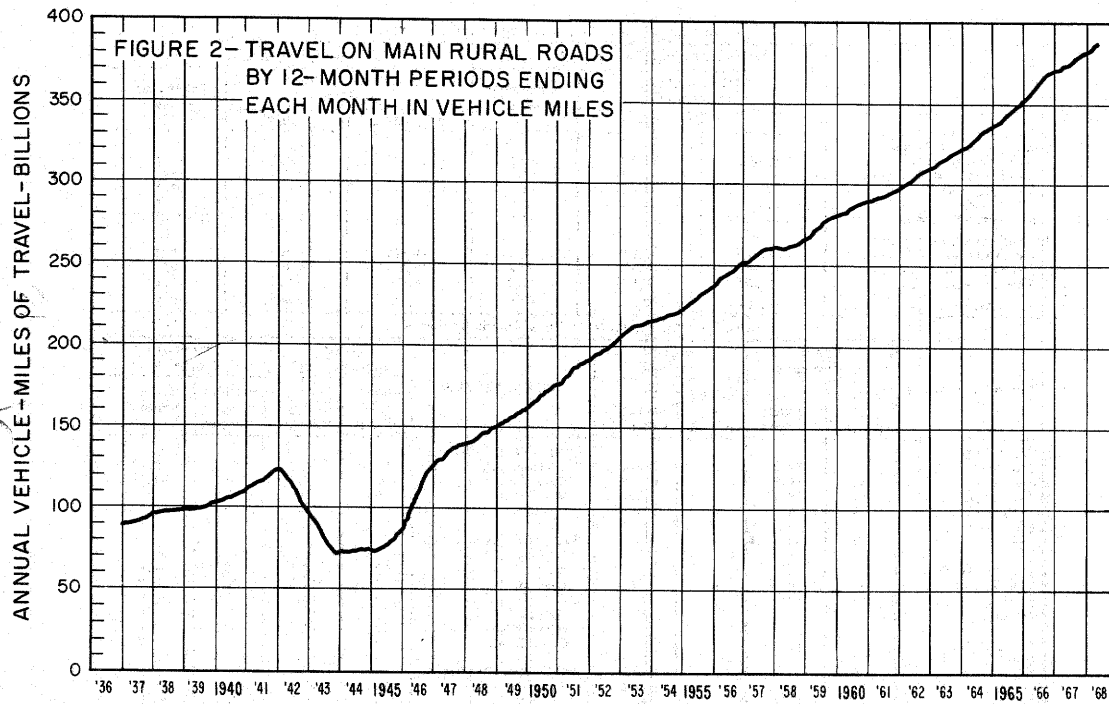


Table 1.—Summary by Road Class and by Geographic Area

	Preliminary data for APRIL			Revised data for MARCH		
	Vehicle-miles (millions)		Percentage change	Vehicle-miles (millions)		Percentage change
	1968	1967		1968	1967	
<b>Class of road, All States:</b>						
Main rural roads . . . . .	33,026	30,327	+8.9	30,789	30,053	+2.4
Local rural roads . . . . .			+5.4			+4.3
All rural roads . . . . .			+8.1			+2.9
City streets . . . . .			+6.2			+4.7
All roads and streets . . . . .			+7.2			+3.8
<b>48 States (main rural only):</b>						
Eastern region . . . . .	12,043	11,195	+7.6	11,427	11,169	+2.3
Central region . . . . .	15,711	14,390	+9.2	14,389	14,112	+2.0
Western region . . . . .	5,160	4,636	+11.3	4,846	4,654	+4.1
<b>Total . . . . .</b>	<b>32,914</b>	<b>30,221</b>	<b>+8.9</b>	<b>30,662</b>	<b>29,935</b>	<b>+2.4</b>

Table 2.—Changes on Main Rural Roads by States

Division and state	APRIL (preliminary)		MARCH (revised)		Division and state	APRIL (preliminary)		MARCH (revised)	
	Number of stations <sup>1</sup>	Percentage change	Number of stations <sup>1</sup>	Percentage change		Number of stations <sup>1</sup>	Percentage change	Number of stations <sup>1</sup>	Percentage change
<b>NEW ENGLAND:</b>					<b>EAST SOUTH CENTRAL:</b>				
Connecticut . . . . .	17	+9.6	16	+6.3	Alabama . . . . .	53	+6.7	53	+0.9
Maine . . . . .	18	+9.2	19	+4.5	Kentucky . . . . .	30	+8.0	31	-1.4
Massachusetts . . . . .	9	+9.7	9	+1.0	Mississippi . . . . .	44	+5.0	47	-1.4
New Hampshire . . . . .	59	+7.4	52	+1.0	Tennessee . . . . .	26	+8.8	27	+2.5
Rhode Island . . . . .	5	+7.9	6	+3.1	<b>WEST NORTH CENTRAL:</b>				
Vermont . . . . .	37	+12.8	35	+6.9	Iowa . . . . .	-	-	-	-
<b>MIDDLE ATLANTIC:</b>					Kansas . . . . .	68	+8.1	68	+4.6
New Jersey . . . . .	15	+9.5	10	+4.9	Minnesota . . . . .	19	+11.4	20	+5.7
New York . . . . .	31	+7.4	33	+2.7	Missouri . . . . .	79	+7.7	78	+4.6
Pennsylvania . . . . .	-	-	46	+5.4	Nebraska . . . . .	21	+8.7	21	+7.4
<b>SOUTH ATLANTIC (North):</b>					North Dakota . . . . .	37	+7.3	38	+3.3
Delaware . . . . .	9	+8.1	10	+2.6	South Dakota . . . . .	33	+7.8	33	+4.7
Maryland . . . . .	30	+4.3	34	+1.9	<b>WEST SOUTH CENTRAL:</b>				
Virginia . . . . .	-	+5.4	-	+4.5	Arkansas . . . . .	33	+7.0	34	-0.9
West Virginia . . . . .	22	+7.5	22	-0.6	Louisiana . . . . .	38	+0.5	38	+1.8
<b>SOUTH ATLANTIC (South):</b>					Oklahoma . . . . .	27	+7.6	28	-0.8
Florida . . . . .	65	+7.6	63	+1.3	Texas . . . . .	91	+10.0	89	+1.5
Georgia . . . . .	35	+6.0	34	-3.8	<b>MOUNTAIN:</b>				
North Carolina . . . . .	41	+7.5	41	+2.4	Arizona . . . . .	12	+1.2	14	+5.0
South Carolina . . . . .	10	+11.4	9	-5.3	Colorado . . . . .	39	+7.4	41	+2.1
<b>EAST NORTH CENTRAL:</b>					Idaho . . . . .	30	+6.0	28	+5.1
Illinois . . . . .	20	+12.8	19	+3.3	Montana . . . . .	25	+8.4	27	+9.4
Indiana . . . . .	22	+7.8	22	-0.5	Nevada . . . . .	31	+6.0	34	+4.5
Michigan . . . . .	34	+9.8	39	+1.8	New Mexico . . . . .	-	+9.7	-	-2.0
Ohio . . . . .	19	+13.1	19	+2.0	Utah . . . . .	31	+6.7	30	-0.8
Wisconsin . . . . .	-	-	51	+4.0	Wyoming . . . . .	32	+2.6	31	-0.3
<b>Alaska</b>	19	+5.9	12	+14.6	<b>PACIFIC:</b>				
<b>Hawaii</b>	-	-	-	-	California . . . . .	-	+17.2	-	+4.2
					Oregon . . . . .	86	+9.3	86	+6.4
					Washington . . . . .	18	+8.3	16	+7.3

<sup>1</sup>Rural mileage of each major toll route is considered as one station. Where the number of stations is not shown, the States prepared traffic estimates, generally based on extensive traffic sampling surveys.

U. S. DEPARTMENT OF TRANSPORTATION  
 FEDERAL HIGHWAY ADMINISTRATION  
 BUREAU OF PUBLIC ROADS  
 WASHINGTON, D. C. 20591

POSTAGE AND FEES PAID  
 FEDERAL HIGHWAY ADMINISTRATION

OFFICIAL BUSINESS