



US00D671055S

(12) **United States Design Patent**
Nakamura et al.

(10) **Patent No.:** **US D671,055 S**

(45) **Date of Patent:** **** Nov. 20, 2012**

(54) **REAR BUMPER FOR AN AUTOMOBILE**
(75) Inventors: **Noriyuki Nakamura**, Shizuoka-ken
(JP); **Junichi Toura**, Shizuoka-ken (JP)

D637,535 S * 5/2011 Yukawa et al. D12/169
D640,613 S * 6/2011 Bauer et al. D12/169
D653,593 S * 2/2012 Nishihama D12/169
D659,603 S * 5/2012 Varga D12/169
D659,609 S * 5/2012 Furukado D12/169
D659,610 S * 5/2012 Tanaka D12/169

(73) Assignee: **Toyota Jidosha Kabushiki Kaisha**,
Toyota-shi (JP)

OTHER PUBLICATIONS

(**) Term: **14 Years**

Toyota Wish, <http://upload.wikimedia.org>, Feb. 1, 1011.
Toyota Noa, Motor Fan, Separate vol. 392, Aug. 16, 2007.

(21) Appl. No.: **29/405,126**

* cited by examiner

(22) Filed: **Oct. 28, 2011**

Primary Examiner — Melody N Brown

(51) **LOC (9) Cl.** **12-16**

(74) *Attorney, Agent, or Firm* — Finnegan, Henderson,
Farabow, Garrett & Dunner, LLP

(52) **U.S. Cl.** **D12/169**

(58) **Field of Classification Search** D12/169,
D12/196, 171, 216, 163, 86, 90-92; 293/102,
293/113, 115, 117, 120; 296/180.1, 180.2
See application file for complete search history.

(57) **CLAIM**

The ornamental design for a rear bumper for an automobile,
as shown and described.

DESCRIPTION


(56) **References Cited**

FIG. 1 is a front perspective view of a rear bumper for an
automobile of our new design;
FIG. 2 is a front view thereof;
FIG. 3 is a rear view thereof;
FIG. 4 is a top plan view thereof;
FIG. 5 is a bottom view thereof;
FIG. 6 is a right side view thereof; and,
FIG. 7 is a left side view thereof.

U.S. PATENT DOCUMENTS

D561,071 S * 2/2008 Golden et al. D12/169
D563,291 S 3/2008 Nishihama et al.
D566,017 S * 4/2008 Pfeiffer D12/169
D585,002 S * 1/2009 Tamura D12/169
D592,570 S * 5/2009 Lamm D12/169
D605,568 S * 12/2009 Ward D12/169
D609,614 S * 2/2010 Okue et al. D12/169
D631,407 S * 1/2011 Kuze D12/169

1 Claim, 4 Drawing Sheets






FIG. 1

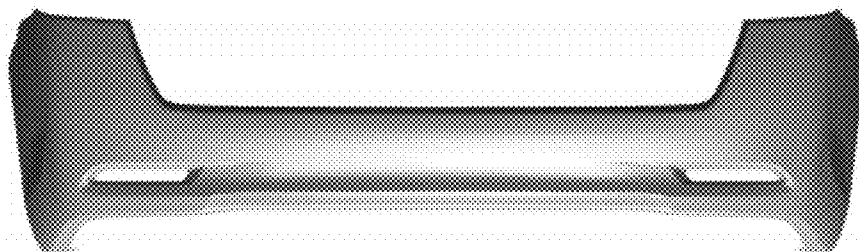


FIG. 2




FIG. 3




FIG. 4

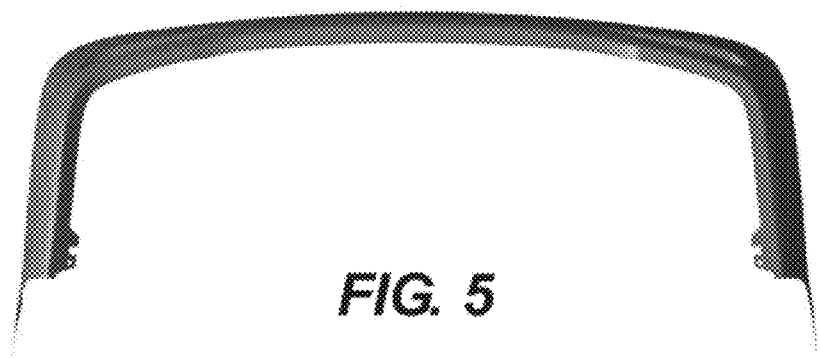


FIG. 5

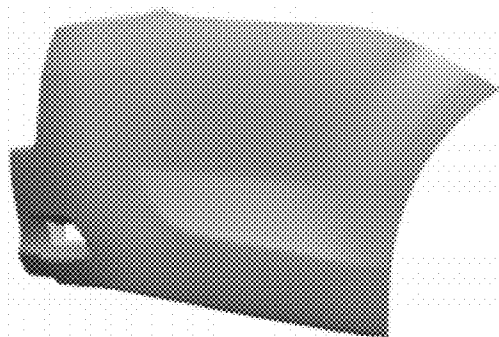


FIG. 6




FIG. 7