



US00D671051S

(12) **United States Design Patent**
Davidson et al.

(10) **Patent No.:** **US D671,051 S**

(45) **Date of Patent:** **** Nov. 20, 2012**

(54) **VEHICLE BUMPER GARNISH**

(75) Inventors: **Benjamin Davidson**, Torrance, CA
(US); **Chirag Patel**, Dallas, TX (US)

(73) Assignee: **Honda Motor Co., Ltd.**, Tokyo (JP)

(**) Term: **14 Years**

(21) Appl. No.: **29/400,587**

(22) Filed: **Aug. 30, 2011**

(51) **LOC (9) Cl.** **12-16**

(52) **U.S. Cl.** **D12/169**

(58) **Field of Classification Search** D12/169,
D12/196, 171, 216, 163, 86, 90-92; 293/102,
293/113, 115, 117, 120; 296/180.1, 180.2
See application file for complete search history.

(56) **References Cited**

U.S. PATENT DOCUMENTS

D516,975 S *	3/2006	Baum	D12/169
D543,920 S *	6/2007	Lai	D12/196
D545,732 S *	7/2007	Truebsbach	D12/169
D610,504 S *	2/2010	Bucher et al.	D12/169
D614,092 S *	4/2010	Ectors et al.	D12/169
D614,093 S *	4/2010	Ectors et al.	D12/169

D614,545 S *	4/2010	Ono et al.	D12/169
D635,068 S *	3/2011	Neuchi et al.	D12/169
D640,613 S *	6/2011	Bauer et al.	D12/169
D641,295 S *	7/2011	Schell et al.	D12/169
D643,789 S *	8/2011	Bauer et al.	D12/169

* cited by examiner

Primary Examiner — Melody N Brown

(74) *Attorney, Agent, or Firm* — Plumsea Law Group, LLC;
Mark E. Duell


(57) **CLAIM**

The ornamental design for a vehicle bumper garnish, as shown and described.

DESCRIPTION

FIG. 1 is a perspective view of a vehicle bumper garnish showing our new design; FIG. 2 is a front elevational view thereof; FIG. 3 is a side elevational view thereof, the opposite side elevational view being a mirror image; and, FIG. 4 is a bottom plan view thereof. The claimed garnish may be installed as a vehicle rear skid garnish.

1 Claim, 2 Drawing Sheets



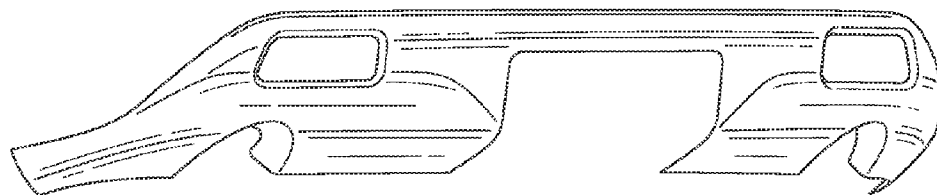


FIG. 1




FIG. 2



FIG. 3

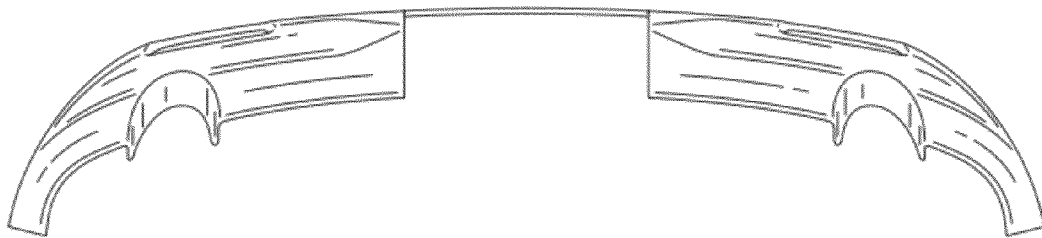


FIG. 4