



GTR Newsletter March 2023

President's Message:

Open letter to IPMS

In the November/December issue of the *IPMS Journal*, it featured an article of Steve Hustad's Nationals winning Friedrichshafen FF.60. It is a wonderful and impressive model and no wonder it won Best in Show. It is correctly identified as a "scratch built model". This brings me to the reason why I am writing this letter. I have always had an issue with the IPMS Nationals Best in Show winner being a scratch built model.

Our organization is the International Plastic Modelers Society, it is not the ISBMS. The difference here being Plastic vs Scratch-Built. I believe awarding the highest trophy to a scratch-built model is doing a true injustice to the members of this organization and the participants in the contest. If we are truly the International **Plastic** Modelers Society, why do we present a NON-plastic model our most prestigious award each year? The winner of the Best in Show should be made from at least 50% of a plastic model kit. I'm not against recognizing the wondrous talents of scratch-built model builders, but they need to be separate from models built from plastic kits.

I think I'm safe in saying the majority of our members build their models from plastic model kits. We need to give our best award to what the majority of our members build. Yes, the scratch builders of our hobby are extremely talented and should be recognized as such. But they are far from the majority of the IPMS. Our organization was and is today about plastic model kits. Just look at the vendor room at the Nationals. They are not selling scratch model parts; they are selling model kits. These kits are what the IPMS is based on. So the highest award at the Nationals should go to a model based on a kit. There should be a separate award for the best scratch built model.

Ed Sexton

In This Issue:

- **Hobby and Club News**
- **Ford GT-40 Mk. II Sebring 1966 Starfighter Decals**
- **Bandai The Batman's Batmobile First Look**
- **1967 McLaren M6A Can-Am Racer in 1/43**

Grand Touring & Racing Auto Modelers

Based in the Chicago, IL Northwest Suburbs

2002/2003 IPMS/USA Region 5 Chapter of the Year

2007, 2008, 2015 & 2022 IPMS/USA Region 5 Newsletter of the Year

2023 Meetings: Every 1st Saturday @ 7:00 p.m.

Location alternates between member's homes and the Algonquin Township Building

3702 US Hwy 14, Crystal Lake IL 60014

Your current GTR Officers are:

President/Contact: Ed Sexton eagle48.1967@yahoo.com

Secretary/Treasurer: Doug Fisher kkfisher1@comcast.net

The GTR Newsletter is written and edited by Chuck Herrmann and Doug Fisher. If you or your club has news that you would like to pass on to the modeling community, send the info on to me digitally at kkfisher1@comcast.net and I will add it to this newsletter as a blurb or link. Show dates are subject to changes/cancelation as dates shown

Please make any checks out to "Doug Fisher" as we could not get a "club" named bank account.



News

GTR Update

March Meeting

There will be a regular March Meeting on Saturday, March 4 at the Algonquin Township Building meeting room.

Any member who wants to bring up other ideas or suggestions for future meetings or activities, do so either at the meeting or contact us.

February Meeting

The February GTR meeting was Sat. Feb 4 at the Algoquoin Township Building in Crystal Lake IL.

Here are some photos of stuff on the display tables.



James had a 1969 Dodge Daytona Pro Modeler that was completed over 25 years ago. Display stand had lights and this was his first airbrush paint job.



Ed Sexton had two 1/43 scale NASCAR models from Starter. Got partially completed and had to go backwards to fix the models, but great paint jobs saved the day.



Gary Ruzaleski had a beautiful MBT 44B 1/12 scale F1 car by Tamiya. It is Carlos Reuteran's car and the kit took several months to complete.



Dave Green had his usual horde of treasures for the month.

Aquarod AMT race team with really good decals and pad printed tires

Ford F250 1972 Ranger with Snow plow from Mobius

Burt Meyers pavement modified – sold out so far Craftsman / Coke series 1963 Chevy II Nova

Round 2 2021 Dodge Charger this is stock only with a hemi engine and lots of interior and engine decals.



George had a US Mail truck that had a massive amount of plastic just for the trailer.




James brought an AMT 1960 Ford Starliner painted in Rose Gold.



Virtual GTR Show and Tell

We will use this space to show models shown on our Facebook page or emailed to me for a virtual show and tell. This allows us to show stuff from our out of town members and friends

Gary Dodson IL



Sauber-Mercedes. Chassis is done. Now onto the body.



Finished Sauber Mercedes C9

Allan Jones Milwaukee WI



Here's one of my recent models. It is the Monogram Special kit of the Indianapolis Racer, Plastik P12 that originally sold for \$.98. I still have an unopened kit of this car being saved for some day.

Ken Leslie Little Rock, AK



New build. 1/87 scale.

Tashina Howard OR



98% finished (still need to detail the magneto, fuel injection units, air filters and wiring harness, paint the steering wheel, and grunge up the engine, plus weathering the wheels, tires, underside and sorting the tire fit issues).

This is a 1/25 scale Monogram 1987 Gambler sprint car backdated into a very early Gambler or a 1970s era Trostle with a Gambler style universal hood.

Engine in this is an MPC 1970s Pontiac V8 with the transmission cut down to fit, Monogram Corvette valve covers and the kit supplied Hilborn fuel injection system made to work. Everything has been lightly "mudded" with oil & chalk pastel nubs ground to powder and applied with a damp house-paint brush. Tires are MPC pad printed Goodyear dirt-track tires on kit supplied wheels.



Finished 1/25 scale Monogram Thunder Ranch Ferrari Daytona Spyder clone, built up from 2 partial kits leaving me parts to spare for future C3 Vette builds plus 2 extra Ferrari seats, placed on Revell Goodyear Eagle tires and AMT Enkei

wheels, and plated with an Iowa Tribe registration plate.

Color scheme is Walmart Colorshots "Scuba" spray paint with a combo of Testors and Tamiya acrylic colors and a straight pin 4-speed Hurst shifter inside/Tamiya acrylic for the soft top/Uchida paint marker for the gold wheels.

Kevin Shea IL



After a few mishaps (stripped and repainted three times, CA glue on windshield and RS fender) I can call this one done. She is unfortunately not a prize winner but will look incredible on the shelf. Enjoy! Revell 1971 Olds 442



Calling this one done. 1970 Rallye 350. Proud of myself for attempting and completing this one, but to be honest she is definitely a 3 footer shelf queen. Used Jo-Han 1970 442 for body, and interior. MPC 1969 442 W30 for chassis, motor and wheels. FAB Resin Works for spoiler, hood and sport mirrors. Enjoy!


James Palicka IL



Jeeps in progress and done.



Chuck Herrmann Albuquerque NM



This is a pewter Porsche V10. This 5.7 liter engine was designed for sports car racing but never used. It wound up powering the Porsche Carrera GT supercar, 2004-06. I picked this up at a vintage swap meet in Santa Fe. It was not an automotive swap but some dealers had a variety of collectibles and misc stuff. Looks to be 1/10 or 1/12 scale.

Stay Safe and Keep Building!

Ford GT-40 Mk. II Sebring 1966 Starfighter Decals



By Walt Fink, IL

I used the Revell re-box of the Fujimi kit (it was the only one I had in my stash). The decals are from Starfighter and are the sixth issue they've done for Ford GT's. This sheet is their newest one and has markings for the four Ford factory entries in the 1966 Sebring race.

As little as I know about cars, I did see some glitches that I wasn't sure how to make right so took a middle-of-the-road approach and mostly glossed over what a real gearhead would do with the kit.

I have used Starfighter decals on aircraft before and they're super, but I wasn't aware that Mark Tutton, the owner, is a huge race car fan and has done so many sheets for that genre.



The following review is on the IPMS/USA website

Subject: Ford Mk. II Sebring 1966 Decals

Company: Starfighter Decals

Product #: 2412 **Scale:** 1/24

Starfighter's latest release is their sixth Ford GT decal sheet and features the four Ford GT-40 Mk. II factory entries from the 1966 12 Hours of Sebring. The sheet's instructions state that the decals will fit on any 1/24 or 1/25 scale plastic or resin Ford GT Mk. II kit, and include PPG catalog number color callouts, plus some individual information to model each of the four cars.

I opted to use the Revell (ex-Fujimi) kit of the #98 GT-40 whose features included the "Gurney bubble" in the right door upper panel which allowed the 6'4" Gurney headroom in the car. Without a little plastic surgery to remove the bubble, that limited my choice of decals to the #2 Shelby American car or the #4 Holman-Moody one. I opted for #4.

All four Ford GT entries were painted in standard Ford factory colors....red, blue, white, and this one, painted Sauterne Gold

(PPG43433), and all had black anti-glare noses. I used Tamiya X-31 Titanium Gold to approximate the Sauterne Gold.

Each of the car numbers to be applied to the deck lid has a separate pie-shaped section used to cover the air scoop on that side. I applied the decal to the deck lid first, then when dry, glued the scoop in place and applied the filler section decal over it. That section fit precisely, settled into place with MicroSol and even covered the mounting flange for the scoop itself. A little touch up to the black circle was all it needed.

Car #4 had air extractors behind each front wheel opening. The instructions note that decals are provided for them if the builder doesn't want to cut holes in the model itself, but they didn't appear on the sheet. I made my own with some black decal trim film.

I found a photo of the #4 car showing the sponsor decals on the sheet as applied to the machine so I finished my model likewise. I didn't want to tape over the headlight and running light lens covers, so my model's probably inaccurate in that sense. If readers see other mistakes in the car's configuration, I'll accept the blame for them.

If choosing to model the #4 car, I would recommend applying the air extractor and Prototype "P" decals first, before applying the number decals to the doors. Space gets minimized there when using those plus the Autolite decals over the wheel openings.

All the decals were opaque, right on register, and conformed to all the body curves and lines well; they responded great to setting and solvent solutions.

I highly recommended this sheet, with its informative instructions and excellent quality decals. I appreciate the opportunity given me by IPMS/USA to review this sheet and enjoyed the brief trip it provided me from my normal world of aircraft to that of cars. A big thanks to Starfighter Decals and owner Mark Tutton for providing terrific decals for subjects perhaps not previously available.



First Look: Bandai's 1/35 The Batman Batmobile



Subject: Batmobile **Scale:** 1/35
Manufacturer: Bandai **Kit#:**5062186
By Chuck Herrmann

The latest Batman movie, *The Batman*, came out in 2022. Along with the Caped Crusader himself, fans are always awaiting the latest generation of Batstuff including his cars and weapons. The model industry has usually quickly capitalized on this interest and released model kits from the films, comics and TV shows.

While this movie seems to be a commercial hit, an online search for toys and model kits shows a lack of new product. I do not know if this is due to the licensing rights or fans interest. This Bandai kit was announced rather quickly, but it is 1/35 scale so I held on waiting for a 1/24 version. A year later this has still not happened, so when I saw this one on sale on Amazon with free shipping I finally ordered it. There are no other plastic kits of this Batmobile or the latest Batcycle. So my Batmobile collection contains all the various injection molded versions.

Movie commentaries remark that this origin story shows the earlier, rough versions of Batman and his tools. Maybe that explains why this version looks nowhere near as exotic or technically advanced as other Batman movies. Batman's newest Batmobile looks like a modified 1970 Plymouth Barracuda, with a Ford Triton V10 engine added on.



This kit is 77 pieces, molded in gray/silver plastic with clear and clear red pieces. Tires are vinyl rubber. No chrome, no decals, accurate to

the real thing. Each sprue is individually wrapped, packaging is very high quality.

Even though it does not say so, at least not in English, this is a snap tite kit. There are holes and slots to snap the pieces together. That said, there is a lot of detailed engraving so the final appearance should be as good as a regular glue kit.

The design of this kit is similar to military kits in that each body piece (doors, fender, roof) is separate. So they all will need to be painted and attached separately.

The instructions are a small foldout sheet. The painting directions are very vague, only calling for black, silver and dark gray. That is basically accurate for the real car, but some other variations will make for a better looking build.

My initial build steps indicate good fit and minimal mold lines. Watch for the build article in a future issue.



Online photos of the real thing. Compared to earlier Batmobiles there is not as much online coverage.



1967 McLaren M6A Can-Am Racer



Subject: 1967 McLaren M6A – Can-Am
Manufacturer: Marsh Models Scale: 1/43
By Bill Barker KS

The Series & the Car: 1967 was Year Two of the Canadian American Challenge Cup (Can-Am) Racing Series. The New Zealand- (NZ)-based McLaren Racing Team had Bruce McLaren and Denis Hulme as drivers. The M6A (**Real cars – Above and Photo #1**) was an FIA, Group 7 race car developed by the McLaren Team and featured bodywork shaped to increase downforce and improve handling. The cars were painted Papaya Orange which became McLaren's signature color. The 1967 season ran for six rounds from September 3 to November 12. The McLaren Team won five of the six rounds with Bruce as Champion and Denny finishing second. The team won every Can-Am season championship from 1968 to 1971 and became known as the "Bruce & Denny Show."

The Kit: Of all the McLaren USRRC and Can-Am cars the '67 McLaren M6A is my favorite with its simpler design, uncomplicated aero devices and that unique dark green translucent windscreen which is a striking color next to the orange (actually papaya) finish. This 43rd kit was produced by Marsh Models, a British company that produces great 1/43rd kits which are engineered for ease of building with a chassis made of white metal, bodies and most parts made of resin with some photo-etch parts. Marsh Models has specialized in producing 50's, 60's and 70's sports racing, USRRC & Can-Am cars as well as a number of 50's, 60's and 70's endurance racers.

The Build: The build was straightforward with not much flash removal, normal cleanup including smoothing the white metal surfaces, pre-paint parts fitting and consuming a normal amount of time. This kit was probably produced in the 90s as most of the newer model cars have resin cast bodies. Still, it's a very nice kit that I would highly recommend. (**My 43rd build – Photo 2**)

The Paint and Decals:

Painting the body was the sticky wicket in this build. The so-called "Papaya" color (yellow with a strong hint of orange) is available from at least two model paint manufacturers but they don't

look close enough to this iconic color. I also tried Krylon, Rust-Oleum, etc. with no luck. A good friend of mine told me about mixing the color myself which I tried it and I think it worked well.

I also tried something new as I used my mini-compressor (10-15psi. maximum) for painting all coats where I normally use this compressor for initial coats only and finish with my larger compressor. I then sprayed the rest of the parts with various shades of Alclad metalizers which gives the model more visual interest.

Then the usual sanding, starting at 6,000 grit, then 8,000 and finish with 12,000 grit. Then polish with NOVUS 2 and a final polish with Tamiya Model Wax.

I used the kit decals which were about 25 years old and a bit tinted from age. I replaced the



sponsor decals with newer ones from an aftermarket sheet but the original kit roundels and numbers were more authentic than new pure white roundels.

NOTE: There can be a problem when replicating vintage racing cars and it's best to search for period correct photos as newer photos are usually of restored cars which are often not period correct. For instance, restorations generally use larger, more complex and safer roll bars. Avon tires are also used as the original brand tires are no longer produced and six-point racing harnesses have replaced the period correct four-point harnesses, etc. Be methodical when doing your research as it's time well spent and will produce a more authentic model car.



GTR MAILBAG

by Chuck Herrmann

Real World



Hendrix Motorsports has shown the special modified NASCAR Camaro that will be running at the LeMans 24 Hours. A NASCAR with wiper and headlights?

The Camaro ZL1 will be driven by seven-time NASCAR Cup Series champion Jimmie Johnson, 2009 Formula 1 World Champion Jenson Button, and two-time Le Mans winner Mike Rockenfeller. Hopefully JR Salvino will issue a kit of this version!

Stenhouse in Exclusive Company

By winning the Daytona 500, Ricky Stenhouse Jr. joined an extremely exclusive club. He's now one of only five drivers to win a USAC Silver Crown, National Sprint Car and a National Midget feature and the Daytona 500. The Club:

- Ricky Stenhouse Jr.
- Mario Andretti
- A.J. Foyt
- Jeff Gordon
- Ryan Newman

Industry News

The Nuremburg (Germany) Toy Show was held in February. Some new product news and details were made available.

Tamiya



1/24 Gordon Murray supercar

Revell



Boxart and more details on some previously announced new kits.



Looks like a new tool, not a reissue of their old kit?



No word yet on the racing version.



NuNu Beemax



Their 2023 catalog has appeared online. A new version of the Porsche 935. And a Mazda Rx-7? Maybe based on the Aoshima tool?



The 911 RSR is still being teased!

Hasegawa



Another version of the Mazda 767 from Hasegawa is coming. They appear determined to recoup their tooling costs on these.

Belkits



The latest Belkits vintage rally racer.


AMT/Round 2

Among other reissues in March AMT will release an updated kit of the 1966 Mustang Fastback. This in an old box but it looks like the new boxart will be the same.



1/24 Rabbits

Not the VW Rabbit. One of the Japanese online stores showed this accessory kit by Tori Factory. Five 1/24 scale rabbits for your display or diorama. Only \$27!



Media

New British Modeling Magazine



The first issue of the English model magazine *Car, Truck and Motorcycle World* has arrived on US newsstands (Barnes and Noble). It is published by Guideline Publications. It will be published on a quarterly basis; this first issue, 70 pages in color on high quality paper, is dated Winter 2022. Retail is 6.99 Euros in Europe. At Barnes and Noble it is marked \$14.99.

Model Truck World, formerly a standalone title has been folded into this new magazine. As you may expect the subject matter skews toward European vehicles. So you probably shouldn't expect a lot of NASCAR, drag or hot rod stuff. And a sizeable amount of the content is on diecast. There are build articles along with new product announcements, including built diecasts as well as kits and aftermarket items. Also there is coverage of 1/43 models. This issue had an almost even mix of car, motorcycle and truck articles. I found it interesting for what it covers.

We can assume that truck modelers will be a bit upset as the sharing of genres will mean less truck stuff than the dedicated truck model magazine they formerly enjoyed.

Around the turn of the millennium there was a similar British magazine. *Scale Auto Modelers* was published by Scale Models International, eventually part of the CONSAM group. For three years it was published monthly. It was full color and about 62 pages. The content was a similar mix of diecast and plastic, but there was very little on trucks. And more on 1/43 models. And a lot of focus on racing cars.

For three years we were able to enjoy this magazine. However, the final issue (see photo below) came out in October 2001.



The editors comments that month informed us that it was being merged with another of the publishers titles, *Scale Models*. This was a magazine that had long covered military modeling, but would in the future all types of modeling, including vehicles.

If this sounds more than a bit familiar to US modelers, remember *Scale Auto Enthusiast*? In October 2020 subscribers were informed by the publisher Kalmbach that it would no longer be published and the content would be folded into their sister publication, the all interest *Fine Scale Modeler*. Well the automotive models content went from a whole magazine to maybe one or two articles each issue. I let my *Fine Scale* subscription lapse.



There has been enough said on that topic, hopefully *Car, Truck and Motorcycle World* can continue in its present format for a long time. There are still a lot of military mode magazines on the bookstore shelves, hopefully this one for car modelers survives.



GTR Event Calendar

March 4 27th Model Show and Swap
IPMS/Mad City Modelers
Alliant Energy Center, Madison WI

Mar 11 Cedarville Model Car Swap & Contest,
Jane Addams Community Center, Cedarville, IL
For information, phone call: 815-238-0634

March 18 Sebring 12 Hours IMSA
Sebring International Raceway

March 26 Motor City Madness 22
By Detroit Area Auto Modelers
Macomb Comm College, Warren MI
586-344-9496

April 15 30th Milwaukee NNL
Automotive Modelers Group
Root River Center Franklin WI

April 16 Milwaukee Miniature Motors Show
Waukesha Exposition Center, Waukesha W
www.uniqueeventsshows.com

April 30



May 4-7 GSL XXVIII The Final International
Scale Vehicle Championship
Salt Lake City UT

May 21 25th NNL North
Bloomington Event Center, Bloomington NM
See NNL North Facebook page

Jun 10-11 Heartland Model Car Nationals
Special Theme: That 70's Show
Overland Park Conv. Center, Overland KS
www.kcslammers.com

June 24 NIMCON 11 Hosted by
IPMS/Lakes Region Scale Modelers
McHenry County College, Crystal Lake, IL



Aug 13 GTR Summer NNL
Algonquin Township Building, Crystal Lake IL

Sep 9 HMCA 43rd Annual Model Car Contest &
Swap Meet by Hoosier Model Car Association
Boone County Fairground, Lebanon IN

Sep 24 Illinois Plastic Kit and Toy Show
DuPage County Fairgrounds, Wheaton IL
Past Time Hobbies 630-969-1847

Oct 7 2nd Great Lakes Challenge Model Contest
Presented by IPMS/West Michigan
West Michigan Aviation Academy Grand Rapids MI
Gordon Ensing gordy914@att.net

October 8 Scale Auto Hobby & Toy Show
Waukesha Exposition Center, Waukesha W
www.uniqueeventsshows.com

TBD Motor City NNL 16
By Detroit Area Auto Modelers

Dec 3 Milwaukee Miniature Motors Show
Waukesha Exposition Center, Waukesha WI
www.uniqueeventsshows.com

Dec 10 Tinley Park annual Holiday Show
Tinley Park High School, Tinley Park IL
www.uniqueeventsshows.com

If any readers wish their shows or any other
events of interest to GTR listed send the
information along to GTR.

GTR on Facebook

GTR has a Facebook page. Check it out and join up! We encourage members and fans to post photos of your models or projects. Also the GTR Newsletter including back issues can be accessed from the site.



IPMS News

GTR is a proud member of the IPMS organization. GTR is a local chapter, in Region 5, of IPMS/USA. We need five current IPMS/USA members to remain a chapter. So if you are a current IPMS/USA member let Doug know your member number and expiration date, and remember to renew your IPMS/USA membership by October each year to make the renewal process smooth.

We encourage those who have lapsed to renew their IPMS/USA membership, or if you have never been a member enroll now! Details can be found at their web site, www.ipmsusa.org

IPMS Calendar

Aug 2-5, 2023 IPMS/USA Nationals
San Marcos, TX




COME AND MAKE IT
IPMS/USA NATIONAL CONVENTION
SAN MARCOS - TEXAS
AUG 2ND - 5TH 2023

The 2023 Region 5 Convention will be hosted by IPMS Northwoods Scale Model Phanatics in Eagle River, WI, date to be announced.

The 2024 Region 5 Convention will be hosted by IPMS Butch O'Hare in the Chicagoland area, date to be announced.

2024 IPMS/USA National Convention
Madison, WI. Details TBD.





THE SUMMER NNL

NNL Model Contest and Swap Meet* August 13, 2023

"Rain or Shine"

Theme is "The Cars of the Legendary Carroll Shelby"



Cobras, Mustangs, Vipers, Ford GTs and more

Location:
Algonquin Township Building
3702 US HWY 14, Crystal Lake, IL 60014

Open at 9:00 am and Trophy Presentation at Noon * 13 classes with trophies

\$5.00 entry fee and vendor registration * No Pre-registration

Unlimited Entries * Door Prizes

Contact: Ed Sexton email: eagle48.1967@yahoo.com
P.O. Box 2102, Northbrook, IL 60065
Visit GTR on Facebook GTR is an IPMS Chapter

***Indoor vendor space & tables available in case of rain**

Goodie Bag for Every Entrant!