



GTR Newsletter

May 2011

The Newsletter of IPMS Grand Touring and Racing Auto Modelers

Inside this issue:

- GTR News and 2011 Calendar
- Milwaukee NNL 19 Event
- Hasegawa 1/12 Honda WGP Motorcycle Kit
- Hobby Designs Ferrari 599 GTO transkit



Tamiya Tyrell P34 at the April GTR Meeting

GTR Auto Modelers

Based in the Chicago, IL Northwest Suburbs
2002/2003 IPMS/USA Region 5 Chapter of the Year
2007 and 2008 IPMS/USA Region 5 Newsletter of the Year
2011 Meetings: Every 1st Saturday @ 7:00 p.m.

**May Meeting at the Algonquin Township Building
On Rt 14, about one mile east of Rt 31 in Crystal Lake, IL**

Location alternates between member's homes and the Fountains of Crystal Lake

Your current GTR Officers are:

President: Tim Leicht

815-344-9109

benzwrench@msn.com

Vice President: Steve Jahnke

847-516-8515

stevejahnke@comcast.net

Secretary/Contact: Chuck Herrmann

847-516-0211

gtrchab@yahoo.com

The GTR Newsletter is edited by Chuck Herrmann

Please send all correspondence, newsletters, IPMS information, articles, reviews, comments, praise, criticism to:
Chuck Herrmann 338 Alicia Drive Cary, IL 60013

Unless indicated, all articles written by the editor. All errors, misspellings and inaccuracies, while the editor's responsibility, are unintentional.
Feel free to copy for any other nonprofit use.

Check out the GTR Auto Modelers website at: www.gtrautomodelers.freemembers.com

From the Prez:

Aaahh, Spring has sprung!—NOT!. Here it is, almost the end of April, and it's STILL 40 degrees outside and raining. Don't know about the rest of you, but I've had enough. The good part, I guess, is that you get another month to work at your table building more models. I've actually done that myself more than once this month. So I guess that's the bright side of this crappy weather.

Well, the Milwaukee NNL is over and while I wasn't able to make the show, I hope that everyone who attended had a great time. We had our first meeting at the Algonquin Township Community Center at the beginning of the month and it was a great time. It's a nice place to hold a meeting and I look forward to having many more there. If you can make it this month, bring along what you are working on or, what you have finished, or your latest modeling technique to share with the other members. We all have room for improvement and it never ceases to amaze me how some modelers make daunting tasks look so simple after finding out the right way to do something.

While on the subject of modeling, I just got the Model Cars magazine 2010 contest issue and I want to congratulate Frank LuQue for not one, but TWO appearances in the issue! The Comet SCCA racer was featured on our August 2009 newsletter cover as it was in progress. Great job Frank! Just another reason why I enjoy the diversity of this club.

On the new kit front, a new kit manufacturer, Belkits, out of Belgium, has just released their first Peugeot Rally Car kit and it is quite nice. It's pricey, (about \$70 US) but by today's foreign kit prices not too far out of reach. Check it out at Belkits.com. Fujimi has rereleased the old Modeler's Chaparral 2D kit and the Footwork Arrows F1 kit and has a new limited edition Porsche 911 GT3 kit with some wild graphics. The Porsche is a very limited release and so far M+S Hobbies still has them. Revell has released the '69 Corvette Stars and Stripes kit with new "Rebel" graphics. There are many decal sheets out there to make lots of versions of this famous race car. In fact, two weeks ago at Blackhawk Farms Raceway we pitted right next to one of these for the weekend driving school and race. It was kind cool being part of the Corvette "gang" for the weekend. And yes, it was FREEZING that weekend on Saturday with sleet coming down sideways Saturday afternoon.

Anyway, I hope to see more members at this month's meeting. Oh, and the best part is the pop machine at the center is a bargain! Show up and you'll see what I mean. Happy Modeling!

Tim Leicht

GTR Mailbag



by Chuck Herrmann

Real World

Michael Waltrip to race at LeMans 24 Hours!

NASCAR's Michael Waltrip spent Easter Sunday at the test weekend at the historic Circuit de la Sarthe in France testing the AF Corse Ferrari F430 he will race in the 24 hours of Le Mans on June 11-12. It was the first time on the track for Waltrip, who said "Once I knew where the turns were I was having a great time." He completed the ten laps required of LeMans rookies to take part in the race.



Tom Kristensen set the fastest time on the Test Day with a best lap at 3:27.687 in the new closed top No. 03 Audi which ended up only eight seconds slower than the 2010 pole winning time.



Trump to drive 2011 Indy 500 Pace Car

Global business icon Donald J. Trump will drive the 2011 Chevrolet Camaro Convertible Pace Car to lead the field of 33 drivers to the start of the 100th Anniversary Indianapolis 500 on Sunday, May 29 at the Indianapolis Motor Speedway.

"It's a great honor to be selected as the Pace Car driver for such an American institution as the 100th anniversary of the Indianapolis 500," Trump said. "The Indianapolis 500 has been the gold standard of motorsports for a century, and I

can't wait to get behind the wheel of the Camaro and bring the famous field of 33 drivers to the green flag."



Harry Coover – Super Glue Inventor

The man who invented super glue died last month at the age of 94. Coover discovered it in 1951 while employed in an Eastman Kodak lab. It was originally marketed as Kodak 910. It wasn't until after the patents expired that super glue became a successful consumer product. As a result, Coover never realized any financial gain from his discovery. His family said he was proud of the fact that it began to be used for medical purposes on battlefield during the Vietnam war era.

Kimi to NASCAR Trucks?

Kimi Raikkonen will pay a reported \$100,000 per race as he moves to establish a career in America's premier NASCAR series. Team owner Kyle Busch has never met Kimi Raikkonen" but will "entrust one of his excellent trucks" to the Finn "in exchange for a US\$100,000 cheque at every race".

Following news F1's world champion of 2007 is combining his world rallying with NASCAR in 2011, it has been confirmed that the 31-year-old has signed with Kyle Busch to debut in the Truck Series race in Charlotte next month.

Raikkonen's plan is to "pay for some truck races to raise interest and get a sponsorship budget for Nationwide and possibly the (premier) Sprint Cup". His contract with Busch is reportedly for three to five races. Raikkonen has tested the truck at the Gresham half-mile oval.

Next Generation Beetle from VW


Volkswagen has unveiled the latest generation 2012 Beetle at the Shanghai and New York Auto Shows.



To be built in Chattanooga, TN, the latest generation moves away from design of the New Beetle of 1998 and instead draws on cues from the original and Beetle Ragster concept shown in Detroit in 2005. As such it's longer, wider and lower, giving a more masculine and dynamic appearance. It should be available in September 2011

Media

A new book about Meadowdale Raeway is in preparation, by Philip Aleo. The track was located in Carpentersville, IL and many local residents have fond memories of the track.



The Meadowdale Racetrack had its inaugural race on September 13, 1958. Many racing heroes of the '50s and '60s appeared at Meadowdale. Roger Ward, Curtis Turner, Fred Lorenzo, Elmer Musgrave, Lloyd Ruby, Paul Goldsmith, Bay Damell, Tony Bettenhausen and Jim Rathman were just a few of the drivers who raced at Meadowdale during its heyday. There was a

Trans Am race there on July 7, 1968 that featured Mark Donahue winning in the iconic Penske Sunoco Camaro.

Detailing the history of Meadowdale Raceways with text, news articles and photographs, this book will preserve the history of this once famous track nestled to this day just off of Route 31 in Carpentersville. Projected release is by Summer, 2011. For info:

<http://www.aleopublications.com/>

Hobby Industry

Revell Germany Trabi Contest

TRABI UMBAU WETTBEWERB

You may certainly name this model building competition as unique! We call up all interested model builders to remodel their Trabant miniatures. With this competition we not only intend to honor the best remodeled version of Trabant, we also want to bring together all participating models to the world's biggest package of Trabant models in 1:18 scale or smaller at one and the same place. With this attempt to set a record we like to attain an entry in the book of Guinness World Records. All this shall take place during this year's 'modell hobby spiel' show in Leipzig (Germany) in October. All participating models will be presented on the Revell booth. The winner gets a weekend for two persons in Zwickau, the native town of Trabant. The Head of our product development department in person will guide you through the famous Horch Museum, the Trabant Museum and the mobile Trabant show.

Shizuoka Hobby Show

This year is the fantastic 50th edition of the Shizuoka Hobby Show! Scheduled for May 12-15 at Twin Messe Shizuoka in Shizuoka, Japan, it will focus on hobby products being released this spring and summer. Next month we will list the more interesting announcements. Also see the Hobby Link Japan website for news and videos.

www.hlj.com

Events

See the events calendar for details for all of the events that I know of. If any readers wish their events or any other events of interest to GTR listed send the information along to me.



GTR Update

The next meeting will be Saturday, May 7, on our new First Saturday of each month schedule at the new location, **Algonquin Township Building, 3702 US Highway 14, Crystal Lake, Illinois 60014**. In June we will also meet at the Township. So be sure to mark your calendars, planners and GPS for the new day and place.

Our May meeting will be featuring the 2011 GTR Club project kit build ups, the Revell Ferrari California. So bring in your California for display this month.

GTR Club Project 2011

The 2011 GTR Club project kit is the **Revell Ferrari California**, either the coupe or roadster version, either the US or German release.



Members who complete a build of the kit, will receive a \$15 rebate by the club (essentially free membership) if the completed kit is shown at the GTR club display at the Ferrari Expo or the Milwaukee NNL, at our May GTR meeting or if I receive a photo via email by the day of the May 2011 GTR meeting.

So start building! Any version or modifications are allowed. We will reserve a display space at our GTR Summer NNL. for the built models.

Dues for 2011 will remain at \$15, a few member remain outstanding for this year. You may renew (or join!) by sending me a check (made out to Chuck Herrmann or Steve Jahnke) or paying next meeting.

Any member who wants to bring up other ideas or suggestions for future meetings or activities, do so either at the meeting or contact me.

Past issues of the GTR newsletters are now available on line.

Go to www.carsandracingstuff.com, then click on Newsletters, find GTR and our newsletters are achieved back to 2004, more will be added. Thanks to Bill Crittenden for storing our newsletters on his site.

April GTR Meeting

Our April meeting was April 2, at our new location at the Algonquin township Building. Everything went smoothly as we settle into our new home. We did some business, the Treasury and Mailbag, talked about the Ferrari Expo and the upcoming Ferrari California club project. Then it was on to Show and Tell. Among the stuff on the table this month:

Gerry Paquette: Hobby Designs resin Ferrari 599 transkit – see article for all the details!




Tim Leicht: Round 2/AMT NASCAR Impala kit, almost built up.



Also the Revell Germany Mercedes SLS kit



and the latest Revell Germany 1/24 Mercedes F1 kit – check out one page of the amazing looking decals!



Ed Sexton: a nice build up of the 1/20 Tamiya Tyrell six wheeled GP car – see the cover photo.

Steve Jahnke: A Revell midget racer in progress, also a Ferrari 612 Scaglietti in progress with a nice Corvette dark red paint job.



Chuck Herrmann: some recently purchased vintage IMC sports racer glue bombs – The original Ford GT and a Lola T-70.



Both will be torn down and redone. Eventually.



Also a recently reissued Black Widow, built up rat rod style.



IPMS News

GTR is a local chapter of IPMS/USA, in Region 5. We urge those who have lapsed to renew their IPMS/USA membership, or if you have never been a member enroll now! We need five active national IPMS/USA members to renew. Often we have had issues getting the required amount of IPMS members, and this year we had the minimum, so help out GTR as well as the IPMS and join or renew now! Details can be found at their web site, www.ipmsusa.org, or see me for membership forms.

Milwaukee NNL 19

Saturday, April 9 2011

Again this year the Automotive Modelers Group (AMG) from Milwaukee hosted their annual NNL in Waukesha, There were about 600 entries, as usual lot of great quality models to look at on the tables.



GTR had a club table at the NNL



Race car table



1/32 Ferrari F50 slot car



1/20 McLaren Mk8 Can Am racer



1/20 STP 1967 Indy Turbine car



Highly modified VW factory work vehicle, late 1940's era.



Jaguar XJ220 as a dragster!



Rare Eldon Pink Panther kit, nicely built.



Revell Ferrari California



Primered Ford sedan



As usual the WAM (Winnebago Area Modelers) had a great diorama, a Dream Car auction to fit the NNL's theme.



Next year's themes are a perfect match for GTR member's interests.

GTR Auto Modelers

Kit Review: Hasegawa 1/12 Honda WGP Cycle

Subject: Honda RS250RW 2009 WGP 250
Racing Champion

Manufacturer: Hasegawa

Kit#: HSGBK-01 **Scale:** 1/12

by Jon Fincher

reprinted www.internetmodeler.com and
from March 2011 IPMS/Seattle newsletter



I'll admit it: I'm not a huge racing fan. However, that said, whenever I can, I love to watch World Grand Prix motorcycle racing. There's something visceral and compelling about seeing racers leaned over in a turn, dragging their knees over the candy canes through a turn only to have them open the throttle on the exit and go from 50 mph to 150 mph in a few seconds. No roll cages, no advanced crumple zones, and nothing between them and the road but a hockey puck and some leather. I've modeled a few race bikes in the past from another model maker (Alex Criville's 500cc Repsol Hondas from 1998 and 1999, and Kenny Roberts 500cc Yamaha from the 1980s), so it was with great anticipation I opened the box on Hasegawa's entry into the race bike market.

In years past, WGP racing was divided into distinct classes, divided by engine capacity. From 1990 through 2009, the 250cc class was the stepping stone to greatness, and the place where champions were born – riders such as Valentino Rossi, Jorge Lorenzo, and Max Biaggi were champions at 250cc before making their mark on the 500cc circuits. For the 2010 season, WGP removed the 250cc class replacing it with the new Moto2 class, which specifies a 600cc four-stroke engine to replace the two-stroke 250cc engine used previously. This kit represents the 2009 bike

run by Hiroshi Aoyama, who won the 250cc championship that season.

http://en.wikipedia.org/wiki/Moto_gp



Opening the box reveals some interesting choices. Two grey sprues and one white sprue contain the bulk of the parts for the bike. Two clear sprues were given for windshields. Two separate bags contained hoses, springs, and screws; two rubber tires were provided as well. As an interesting touch, body panels were provided in both white and clear plastic – more on that later.

Most interesting for this writer was what was lacking in the kit – chrome. There are no chrome parts given at all. The frame and front forks (what would normally be chromed on a race bike) were molded in white and grey plastic, with instructions to paint them “Shine Silver”. I think I like this approach – most chrome is too shiny to be realistic. While painting natural metal finishes can be tricky, the intricacies of the frame pieces make this an easier task than, say, an airplane wing or automobile hood. As expected from Hasegawa, all the parts were very well done and finely engraved, with no sink holes or ejector pin marks on any of the parts. Looking through the parts, there were some things I was very glad to see.

The bike frame has molded-in weld lines with detail so fine, I couldn't see it immediately – I had to run my finger nail along it to feel it. Once painted, a fine black wash over this will add instant depth and realism to the welded frame pieces. The dual front brake rotors had vents holes molded open – no drilling out rotors for this kit. Like all race bikes, this bike is a water-bagger (liquid cooled), and the radiator provided has very fine detail on it with no scars or issues at all. Rubber tires are provided as well.

The engine is highly detailed, with 17 of the 145 parts of the kit going to it, and will be greatly enhanced by careful detail painting. The additional detail provided by the coolant lines will add to the realism in the engine once installed in the frame. And this is why the clear body panels are a welcome addition – rather than cover the superb detailing of the engine in opaque body panels, the modeler can opt to show them off with

clear plastic. I wish I had this on some of my previous kits.

As with other race bike kits, the wheels are held on by screws, and a real spring is given for the rear suspension. Also in the bag with these parts was the last surprise this kit had for me – a thin piece of stiff wire. Scanning the instructions, I finally discovered that it's a hard line representing the stroke sensor that runs from the top of the right front brake cylinder up to the dashboard.

The instructions provided are very complete and detailed. As with all Japanese kits I've done, most of the text is in Japanese, with the most important text duplicated in English, German, French, Spanish, and Italian. Illustrations provided are very good, but in some places can be tough to read – for example, for the stroke sensor mentioned above, there's no clear depiction of where the top of it terminates. Paint colors provided are in GSI Creos and Mr. Color numbers. I would suggest using

<http://www.ipmsstockholm.org/colorcharts/> and

[stuff_eng_colorcharts_gunze.htm](http://www.stuff_eng_colorcharts_gunze.htm) for color conversions to other systems. The painting instructions given throughout the kit are very well done, and the final painting suggestions (for Hiroshi Aoyama's 2009 season bike) are extremely detailed and complete, but appear easy to follow.

The decals are superb – very thin, with no extra carrier film where it isn't necessary. Carbon fiber decals are provided for certain parts, such as wrapped around the mufflers. The decals also contain the only bit of kit provided chrome, for the Scot logos on the front cowl – sorry for lying earlier. As with most race bike kits, the decals can be the most challenging part of the build, as they are numerous and need to conform to compound curves.



This is an extremely well-engineered kit. The parts are highly detailed and are executed with

near perfection. The removal of chrome sprues is not missed, and the addition of other details (such as hard lines, carbon fiber details, and clear body panels) adds to the uniqueness of Hasegawa's offering here. As WGP moves into the 21st century and changes formats, this last GP250 championship motorcycle is an important subject in WGP racing history, and Hasegawa has executed it with precision and expertise. I simply cannot wait to build this.

My heartfelt thanks to Hasegawa USA for this review sample.

Product Review: *Hobby Design* Ferrari 599 GTO Transkit for *Fujimi* 599 GTB

By Gerry Paquette

Okay. I broke down and bought the Hobby Design Ferrari **599 GTO** transkit. I guess you can all thank me since Revell or Fujimi are now more likely to release one at a more reasonable price. That said, this transkit is far better than the previous released 599XX which required major surgery on a Fujimi 599 body and grafting the parts on. I never got the 599XX transkit as I didn't have interest in building it. But several people said there were quality control issues on at least earlier runs. I have heard those have been addressed.



The real deal at the recent Ferrari Expo


I got the kit from **Mediamix Hobby**, an online hobby store located in Singapore that I have great success with on stuff that does not make it to the US. Their price was quite a bit better than other options, and they have great customer service. A couple of years back I ordered a Top Studio detail for the Tamiya F1-2000, **Mediamix**, on their own, sent a PDF file of the color instructions which are much easier to read than the provided black and white. A very nice touch. Try them out at:

<http://www.mediamixhobby.com.sg/>

Now, on to the transkit. The body is built off the Fujimi **599** and I've included pictures of the kit and instructions. Here you can see the Fujimi and HD bodies side by side.



The HD kit looms bigger since there is a big piece of flash below the sill that will need trimming.





You can also see the side sills are already attached to the body and the rear vents are included. Overall, the casting looks pretty clean and accurate. There appears to be some slight warpage, but nothing that can't be adjusted. I will need to do more analysis to see if there are any issues. But initial viewing looks good. Here are shots of the front and rear:

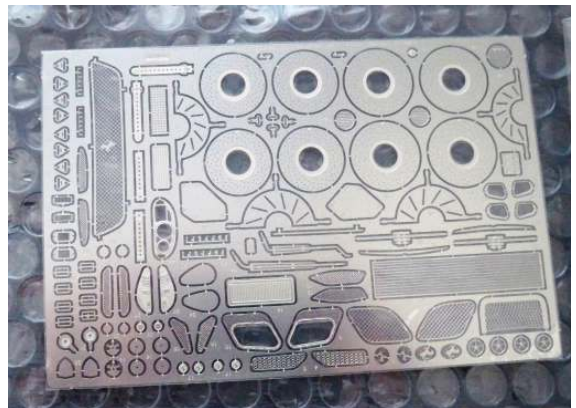




There are relief clips in the windshield and rear window for the vacuum forms supplied:



If one wanted to use the kit windows, some surgery would be required. Also included are the prototypical wheels (with tires), modified rear diffuser, seats, brake calipers, front spoiler clip and 3 sheets of photo-etch:





The engine on the actual car.



Here's a picture of the instructions:

I will also be looking at combining this with the Revell 599 as I want full detail, including engine. I will need to test the fit and be very careful in opening the hood as resin is usually more brittle than styrene plastic. The biggest engine difference is a completely different intake air plenum and some slight variation with the air cleaner boxes.

It will be a while before I get more into this. I've got to catch up on some other kit work first. GTR April meeting attendees got to see this firsthand. I hope those that didn't make the last GTR meeting will find this useful.

Tips and Tools

Each month this column will feature a short article on a new or unique technique or tool. All readers are encouraged to submit a few paragraphs, maybe a picture or two, of something you would like to share with fellow modelers. Feel free to pass along anything you feel would be of interest to fellow modelers – we welcome submissions from all readers, not just GTR members!

Red Trim for NASCAR Wheels

By Tim Leicht

(Last month we had a tip from Walt Fink on painting the red rims on NASCAR wheels. This month Tim Leicht presents a different technique to get the same results)

Some of you may already know about this technique, but for those that don't here you go. Want an easy way to get that outer pinstripe on your race wheels or even street wheels for that custom look? Here's how to do it:



First, decide on the color of the accent stripe. Then, make sure your wheels are prepped, sanded, painted in the primary color of your choice and you are ready to go.



Next, take a sheet of waxed paper, the backing sheet from a set of decals works great for this, or waxed paper works. Now, mix up and brush the color of the accent stripe on the paper. While it's still wet, take your wheel and pat the wheel into the paint swatch on a flat surface much like a printing pad, and pull it off. Do NOT let it sit on the paint swatch. If it doesn't cover the first time, no problem. Let the paint on the wheel tack up, prepare a new swatch of wet paint on the paper and do it again. By the second pass, you should have full coverage on the outside of the rim and no run over into the rest of the wheel. What you end up with is a nice, crisp outer accent stripe on the wheel, adding much more detail to your set of wheels and bringing out the tire detail as well with the contrast from the rim to the tire. Try it, it works!

2011 GTR Summer NNL

4th Annual Contest & Swap Meet
Hosted by: IPMS/GTR

Theme: **Made in
Japan**

Sub-Theme: **50 Years
of the Winternationals
Drag Racing**



Attention Automotive Modelers; we have a summer show and swap meet for you! You are invited to our GTR Summer NNL contest and swap meet.

The Summer NNL will be held on Sunday July 31st 2011 from 9:30AM to 2:00PM at the Algonquin Township Building, 3702 US Highway 14, Crystal Lake, Illinois 60014

For the out-of-towners, there are tons of local accommodations from Days Inn to Holiday Inn. Admission to the show is a measly 5 bucks; you can enter as many models on the tables as you like (no additional charge) and we will serve a pizza lunch (again, no additional charge, soda extra; sorry had to draw a line somewhere) to all show entrants.

Did we mention that there is a swap meet too? There will be a free "trunk sale" swap meet in our spacious parking lot, vendors and show goers are encouraged to open their trunks and sell-sell-sell rain or shine. Vendor set-up starts at 8:30AM. Also we raffle off some nice prizes.

Our NNL style contest bestows "Best Of" awards as mandated by popular vote as determined by show attendees, official judging and nit-picking is strictly forbidden, praise and admiration from fellow modelers strongly encouraged.

Classes:

Competition Open Wheel	All scales	F1, Indy, Drag, etc
Competition Closed Wheel	All scales	NASCAR, LeMans/IMSA, Can-Am, Drag
Street	All scales	Street legal - Muscle Cars, Sports/Exotics, Tuners, beaters, factory stock
Custom	All scales	Modified custom vehicles
Commercial	All scales	Trucks, Taxis, Police, Ambulance and Emergency
Motorcycles	All scales	All types
Curbside	All scales, all types	Hood closed, judged as displayed, includes slammers
Out of the Box	All scales, all types	No modifications to the kit except filler, paint, decals and foil
Theme: Japan	All scales, all types	Any automotive subject that is produced in Japan. Examples: Honda, Toyota, Nissan, Subaru, Mazda Includes: Production cars, Racing cars, Motorcycles, Trucks
Sub Theme:		
50 Years of the Winternationals	All scales, all types	Any drag racing cars that were eligible to compete at the Winternationals
People's Choice	Any model in the contest.	

Contact: gtrchab@yahoo.com
www.gtrautomodelers.freesevers.com



2011 GTR Event Calendar

Revell Model Car Championships Online Contest



January 15, 2011, through May 15, 2011
Revell/GearZ National Model Car Championships
On-Line Model Car Contest
<http://www.hubgarage.com/mygarage/spdnmotion/blogs/27012>

May 7 31st Annual Hoosier Model Car Assoc
Swap and Contest Theme: 100 Years of Indy 500
Knights of Columbus Hall, Indianapolis IN
Dave Williams 317-322-1852 indyhmca@aol.com

May 7 Mad City Modelers Show
Doubledays Banquet House , Madison,WI
Kerry Fisk 608-438-1842

May 29 Indy 500

June 4-5 Heartland Model Car Nationals
Hosted by KC Slammers
Overland Park (KS) Convention Center, KS
Bill Barker 608-438-1842

June 11-12 24 Heures du Mans
LeMans, France

June 5 13th NNL North Show & Swap
Knights of Columbus Hall, Bloomington MN
Bob Maderich 612-423-2985
www.RPMMModelClub.com

July 10 3rd Annual Attack of the Plastic
American Legion Hall, Delevan WI
262-728-5003

July 31 4th Annual GTR Summer NNL
Contest and Trunk Sale Swap Meet
Algonquin Township Office, Crystal Lake IL
Theme: Made in Japan
Subtheme: 50 Years of the Winter Nationals
Contact : gtrchab@yahoo.com

Aug 4-7 IPMS/USA National Convention
Omaha, NE <http://www.ipmsusa2011.org/>

Oct 16 Countryside Collectors Classic Toy Show
With 1/43rd Collectors Club
Park Place of Countryside Countryside, IL
www.uniqueeventsshows.com

Sep 25 58th Illinois Plastic Kit & Toy Show
DuPage County Fairgrounds Wheaton, IL.
For info call Past Time Hobbies @ 630-969-1847

October 20-23 iHobby Expo
Stephens Convention Center, Rosemont IL
www.ihobbyexpo.com

Nov 6 Scale Auto Hobby and Toy Swap Meet
Serb Hall, Milwaukee WI
www.uniqueeventsshows.com



IPMS USA

International Plastic Modelers Society

2011 Nationals: Aug 4-7 Omaha, NE
The website for the 2011 Nationals is now up
and running:

<http://www.ipmsusa2011.org/>

No 2011 Region 5 Convention since the
National is in Region 5

2012 Nationals: Orlando, FL

GTR Auto Modelers Newsletter

IPMS/GTR Auto Modelers

Chuck Herrmann
338 Alicia Drive
Cary, IL 60013

Next GTR Meeting: May 7, 2011

www.gtrautomodelers.freesevers.com