



GTR

Newsletter

March 2004

The Newsletter of IPMS/Grand Touring and Racing Auto Modelers

In this issue:

- GTR News, Mailbag, Calendar
- Revell AG 1/12 Ferrari 2002 F1
- 2003 Revell NASCAR Monte Carlo



GTR Auto Modelers

2002/2003 IPMS/USA Region 5 Chapter of the Year

2004 Meetings: Every 3rd Saturday @ 7:00 p.m.

Location alternates between member's homes and the Fountains of Crystal Lake

Next Meeting: March 20, 2004

Fountains of Crystal Lake

On Rte 31, about 1 mile north of Rte 176, Crystal Lake

Your current GTR Officers are:

President: Tim Leicht (815) 344-9109

Vice President: John Schaefer (630) 553-0719

Secretary/Contact: Chuck Herrmann (847) 516-0211

benzwrench@msn.com

JOHNDSTP43@cs.com

chab@mc.net

The GTR Newsletter is edited by Chuck Herrmann

Please send all correspondence, newsletters, IPMS information, articles, reviews, comments, praise, criticism to: Chuck Herrmann 338 Alicia Drive Cary, IL 60013

Unless indicated, all articles written by the editor. All errors, misspellings and inaccuracies, while the editor's responsibility, are unintentional. Feel free to copy for any other nonprofit use.

Check out the GTR Auto Modelers website at: www.gtrautomodelers.freeservers.com

GTR MAILBox

by Chuck Herrmann

Industry News

Last month I mentioned that Internet dealer M & S Hobbies has now released a 1/24 transkit for the 1/24 Lowenbrau and Miller Porsche 962C, based on the Tamiya kit. I did not mention their website, so here it is:

www.mshobbies.com

We saw an example at the last meeting, and it looks very nicely done, great resin molding.

QuikSkins will be releasing an IMSA Corvette GTR resin kit to be available sometime this month (March 2004).



Studio27 has announced the following new decals for the Fujimi Porsche 917 kit:

- ◆ Hippy car early 1970
- ◆ Hippy car late
- ◆ Salzburg 1970
- ◆ Martini early 1971
- ◆ Buenos Aires early 1970
- ◆ #18 Sande Man LM 1970
- ◆ Porsche 917K Ikuzawa

Heller will be issuing 2003 updated versions of their 1/24 WRC Peugeot 206 and Citroen Xsara kits.

Revell has released their next series of 1/32 slot cars, the Corvette Grand Sports.



IPMS News

IPMS/USA has announced an increase in the annual dues to \$25, in July. There is also a proposal to offer past issues of *IPMS Journal* on CD. Their internet site continues to be upgraded with additional features, including online registration and store for IPMS shirts, hats and decals. Check it out at :

www.ipmsusa.org

Also, at this point Kansas City has submitted a bid for the 2006 Annual Convention (due to be held in the Central US).

GTR Club News

News

The March meeting will be on March 20 at the Fountains of Crystal Lake. If you haven't paid your 2004 GTR dues of \$15 please do so next meeting or mail it to me (make checks payable to Chuck Herrmann, not GTR as we do not have an account).

I have saved off the April-December 2003 GTR newsletters onto a CD in Word format. I passed some out, I have burned some more so let me know if you would like a copy of the CD.

The deadline for getting articles, reviews, etc. in the next (April 2004) issue of the newsletter is March 29.

Milwaukee NNL Display

For the club display at the NNL on April 17, we will have a building diorama, the theme will be "GTR Historic Racing Auto Show". We will need some 1/24 models to put in the "show" along with figures or other details. The display will be at this month's meeting for those who want to see it and to help spruce it up and finalize the set up. Call Tim if you want to contribute and have questions.

Newsletters

Since last time, we have received newsletters from: IPMS/Lakes Region Scale Modelers, IPMS/Seattle, AMG Milwaukee, IPMS/C.A.R.S. in Miniature, the IPMS/Bong Chapter in Milwaukee, and Lake Michigan Model Car Club.

February GTR Meeting



The February 2004 GTR meeting was held February 21 at the Fountains of Crystal Lake. Business matters:

- ◆ Treasury report
- ◆ Reminder to pay your 2004 dues -\$15.
- ◆ There will be no April meeting, instead we will once again attend the Milwaukee NNL and put on a club display. Tim brought in part of the diorama we will use, we checked it out and started to fix it up a bit.




- ◆ We forgot to discuss a 2004 club project. The idea of doing a tuner car or ultimate road car for the street, such as doing a street legal Tamiya WRC car? This will be finalized this month.
- ◆ We discussed organizing a road trip to a meeting of the AMG club. They meet the first Friday of the month in Waukesha, WI. More discussion to follow.

Then it was on to Show And Tell. Among the stuff on display:

- ◆ Tim Leicht: new Revell 2003 Dale Jr NASCAR kit, also the Revell AG Ferrari F2002 1/8 Formula One kit. It is pre-painted! See review this issue.



- ◆ Dave Edgecomb: As usual, some new kits-the Fujimi Porsche 917 in Gulf colors (molded in a weird aqua plastic), Formula Canada resin Porsche 917 L&M Can-Am, MS Hobbies Porsche 962 Lowenbrau transkit, Automodelli 1/18 resin Ferrari 550 Maranello racer.



- ◆ John Schaefer: new NASCAR decals by JWTBM: #8 2003 Dale Jr All-Star Game, #43 Cheerios Literacy and #43 Pillsbury, #29 Sugar Ray, also 2003 Ford & Dodge Goodies (headlights, grilles, window frames)



- ◆ Chuck Herrmann: AMT reissue of the MPC Can-Am car, actually a spyder version of the Howmet Turbine LeMans car, in progress. Also an in progress Revell Smart Car beach/surf rod ("Surfite 2004")

Revell 2003 NASCAR Monte Carlo



Subject: Lowe's Monte Carlo 2003

Kit #: 2191 Scale: 1/24

Reviewed by Mike Dowd (AMG Newsletter)

From the instruction sheet:

For Jimmie Johnson, there seems to be no such thing as a learning curve. In 2002, only his first full NASCAR® season, Jimmie and the #48 team managed to win three races and actually led the points race near the end of the season before finishing a still amazing fifth. Through 32 races in the 2003 season, they've chalked up sixteen Top-10s and 10 Top-5 finishes including three more wins. It's only a matter of time before Jimmie Johnson is crowned NASCAR champion. Features: Newly updated body shell, many retooled chassis components, authentic full color waterslide decals.

Review

It's time for all the NASCAR model builders to celebrate as the first of the updated 2003 kits have hit the shelves. I picked this one up (paid for with my own hard earned cash) and I will attempt to give you some of the details of the kit.

The body has been massaged in the nose and tail to match the 2003 style. It looks like they have done a real nice job with this, compared to photos I have of the real thing. The body thickness is comparable to the previous Monte Carlo kits. The glass is now a one-piece unit with all the trim and supports already painted, including the circles around the holes in the rear window where the chassis adjustments are made. They do an exceptional job with this, so it is a real time saver.

The chassis is very similar to what we are used to in the Dodge NASCAR kits, and the pre-decorated kits, with a few modifications. This is the chassis of choice that will be in all stock car kits for the foreseeable future.

A completely new two-piece seat adorns the interior. A driver figure is now included. The dash is much thinner than the Dodge kits so you can actually see the gauges when you glue them to the back.

A front piece has been added to the radiator, although when the body is on you can't see it anyway. The blob that was formerly provided as the pulley/belts and alternator is now a well detailed pulley/belt unit with the alternator being a separate piece.

A set of front shocks has been added. Weight jack and sway bar screws are new, and hopefully should line up with the aforementioned holes in the rear windows. The rear end has better detail including a separate drive shaft, gear carrier, pump and bracket and pump pulleys. The housing is attached to the trailing arms. The springs have been redone and look a lot more like springs. The one piece wheels have the correct open and closed hubs, but could still use better detail for the lugs and nuts. The chassis mounting pins remain on the body, but gone are the mounting screws and holes in the chassis. I like a lot of the aspects of these chassis as they line up and assemble more easily. These changes should help out those who like to do super detailing on these cars.

The decals are laid out well and include all the silver parts of the car. So just paint the body blue and you are good to go! All sponsor markings and driver uniform markings are included.

Now, for the bad news. Do not look for **Goodyear** to appear anywhere. The tire manufacturer and Revell could not agree on licensing (as I have heard) so you will not find it anywhere. It has been shaved off the tires. So hurry to snag up some SHABO dry transfers, or see your local SLIXX dealer for a sheet or two of tire markings. While you are at it, grab some decals for some other 2003 Monte Carlo cars because I am sure you will enjoy this latest version.

Kudos to Revell for a job well done. They listened to our concerns and made the adjustment. Thank you, thank you!!

Revell AG 1/12 Ferrari 2002 F1 Kit

Revell Ferrari F1 F2002

1/12 Scale #7493

Reviewed by Tim Leicht

OK, you hear it here on a regular basis. Tamiya is the standard by which all Formula One kits are judged. Well, since they haven't produced a 1/12-scale kit in years, I thought this would be worth the time to report on how another company took the reins and did a subject with spectacular popularity, and gave Tamiya a run for their money.

Ferrari, and Michael Schumacher, are the kings of Formula One at this moment, and, it appears, for the future as well. Revell Germany could not have picked a better time to produce this kit for it's European buyers. I just hope this is just the beginning of more subjects to come in this scale from them. This season appears to be another hotly contested close race, with some other players like Toyota, poised to make a run to the front. Let the games begin! Meanwhile, on to the review of this bold subject by Revell Germany.

First, let's talk about who made this kit. Revell has formed an alliance with Dragon, to make kits overseas. Nothing wrong with that, and quite frankly, they chose a good partner. Some of the kits they have done already, like the LeMans Corvette have been done really well. This car, however, for the money, is a masterpiece! Priced in the \$80 range at most stores, this kit is a BARGAIN for the money. It has a lot of positives, a few negatives, but still is a good buy. Here's why.

Start with the body. The kit comes pre-painted, so even the most unprepared modeler can assemble a reasonable looking shelf model of this car. By the way, the body is painted with Revell/Germany paint, made by Humbrol, so it is enamel-based paint. There is a problem however, the kit body parts still have mold seams on them, so to make a perfect replica, it will require sanding and repainting some of the parts. Then, the parts on the sprues that are pre-painted are not clear coated like the body parts, so they don't exactly match. If you build it box stock, clear coat them before assembly.

The tub bottom is also pre-painted. Here's where a real problem pops up. The mold seams on the part are clearly in a spot that can be seen when the kit is finished. That creates a real challenge to a builder that wants it perfect. Also, the semi-gloss black on the rest of the part is too glossy, but that is an easy fix. And,

the barge board underneath needs to be painted wood. You can't see it, just a thought.

Now on to the other parts. The engine and gearbox, while simple in molding, are pretty realistic. They don't have all the crisp mold detail as a Tamiya kit, but are quite useable. The exhaust headers, while being multi-piece assemblies, if heat spotted with some detail painting are good enough to work with. The suspension parts are molded in black, designed to be covered with the supplied carbon fiber decals to replicate the real car, but will require a lot of clean up before applying the decals.

The interior pieces I found quite good, with the proper steering wheel and shift paddle configuration, but, I would have paid another few dollars for a posed driver figure to go with it. Nothing wrong with what's there, it just could have been better.


The brake details are OK, but like the front end, they are covered in shrouding, so there is not much to see. I like the real metal wheel fastening method, but don't forget, one side is reverse thread from the other, so the color-coding should have been included in the kit.

So here's the good stuff. The decals in this kit are SUPERB! They were done by Cartograf, the masters in the business. The wheel castings are great. BUT, the spokes are wrong for this car. Still, they are nice BBS wheels. The overall fit and finish of this kit is remarkable. I consider it a legitimate contender to a Tamiya kit, and I hope there will be more from Revell Germany. If you are a big scale builder, add this to your list, as it is a great kit, priced right, and is a very well done kit of one of a few, hard to find subject these days, contemporary Formula One cars.





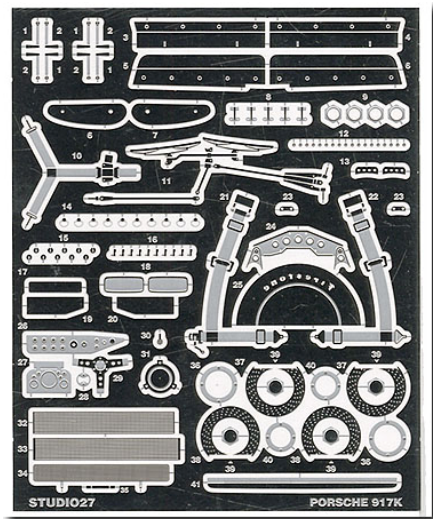
This is a nice set of photo-etched parts to improve the detail on the new 1/24 Fujimi Porsche 917k kits. Includes: flap, wheel nuts, hinges, wipers, rivets, fuel cap, seat belt, switch panel, ignition key (!), steering wheel spokes, air intake support, and more. The Firestone tire stencil is a nice piece.



**Dale Jr 2003 All-Star Game
NASCAR decals
by JWTBM #068-0308**

New Products

**Porsche 917 Detail Set
1/24 Studio 27
S27FP2473**



This new set of decals by Just Want To Build a Model is to replicate the car driven by Dale Earnhardt, Jr. at the 2003 Tropicana 400 at the Chicagoland Motor Speedway in Joliet. Printed by Cartograph, sharpness and detail are superb. There are three sheets in the set, including one with all the white body panels. So you just need to get one of Revell's 2003 NASCAR Monte Carlo kits and painted the body red to use these.

2004 IPMS/GTR Calendar

March 21 Scale Auto Hobby and Toy Swap
Serb Hall, Milwaukee WI
www.uniqueeventsshows.com

March 27 Strictly 43rd Show
Park Place of Countryside, Countryside, IL
www.strictly43rd.com

March 28 TriState Collectors Toy Show
Tinley Park HS , IL (formerly Hillside)
www.uniqueeventsshows.com

March 28 IPMS/Quad Cities (IL)
Davenport, Holiday Inn Davenport, IA
Glen Broman GRBROMAN@aol.com

April 3 IPMS/Plastic Surgeons 10th annual
Valley Church, West Des Moines, IA
Jim Loomis jbond007@mchsi.com

April 3-4 IPMS/Sioux Falls Scale Modelers
Details to be announced

April 17-18 Tamiya/Con
Aliso Viejo, CA
www.tamiyausa.com

April 17 IPMS/Mad City Modelers (Madison, WI)
Netherwood Knoll Elementary School
Oregon, WI
Jim Turek 608-329-7222
jtmodel@yahoo.com

April 17 Milwaukee NNL 11
Theme: Animal Kingdom
Sub theme: 40 Years for Ford Mustang
Quality Inn, Waukesha, WI
SASE to Scott Koch
5501 W. Cairdel Mequon, WI 53092

April 18 Milwaukee Miniature Motors Swap Meet
County Exposition Center Waukesha, WI
414-646-4114

April 25 NIMO 10
Northern Illinois Modelers Open
Hosted by IPMS C.A.R.S. in Miniature and IPMS
Lakes Region Scale Modelers
McHenry County College Crystal Lake, IL
Steve Jahnke stevejahnke@msn.com
www.geocities.com/nimoshow/

May 5-7 IPMS Region 5 Convention
Hosted by IPMS/Great Plains
KCI Expo Center Kansas City, MO
Call Darren Roberts 913-782-1159
Darren.rpberts@ipmsgreatplains.com

May 13-16 Shizuoka (Japan) Hobby Show

May 22 IPMS Region 4 Convention
Hosted by IPMS/Fremont Kit Bashers and
IPMS Toledo Plastic Modelers
Owens Community College, Perrysville OH
Mark McGovern markathy@toast.net

August 4-7 IPMS/USA National Convention
Civic Plaza Convention Center Phoenix, AZ
Auto Theme: Best Racing Vehicle
www.ipms2004.org

September 11 IPMS/Will-Cook The Show 10
Millennium/James Hart Cafetorium
Homewood, IL
Ed Mate obviouschoice@juno.com

September 18 IPMS/Kalamazoo Air Show
Kalamazoo, MI Clare Wentzel
cwentzel@yahoo.com

September 19 Scale Auto Hobby and Toy Swap
Serb Hall, Milwaukee WI
www.uniqueeventsshows.com

September 25 IPMS/Fort Crook (Nebraska)
Mid America Center
Council Bluffs, IA
Mike Cavel 402-493-9669

October 2 IPMS Duneland
Willowcreek Middle School
Portage, IN
John Fluck jfluck@aol.com
October 2-4 Toyko Hobby Show

October 9 I CON 4
Hosted by IPMS/Des Moines Hawkeyes
Northwest Comm Center, Des Moines, IA
K. Long klong41@aol.com

October 17 TriState Collectors Toy Show
Tinley Park HS , IL (formerly Hillside)
www.uniqueeventsshows.com

October 14-17
International Model & Hobby Expo
Rosemont, IL

October 23 IPMS/Glue Crew
Park Inn & Conference Center Wausau, WI

November 13 IPMS/Butch O'hare
Lakeview Jr HS Darrien, IL

December 5 TriState Collectors Toy Show
Tinley Park HS , IL (formerly Hillside)
www.uniqueeventsshows.com

? = event or date not yet confirmed as of this printing

GTR Auto Modelers Newsletter



IPMS/GTR Auto Modelers
Chuck Herrmann
338 Alicia Drive
Cary, IL 60013

Next GTR Meeting: March 20, 2004
www.gtrautomodelers.freeservers.com