


REPORT NUMBER: 301-CAL-09-01

**SAFETY COMPLIANCE TESTING FOR FMVSS 301
FUEL SYSTEM INTEGRITY – REAR IMPACT**

HYUNDAI MOTOR COMPANY
2009 HYUNDAI ACCENT
4-DOOR SEDAN

NHTSA NUMBER: C90503

CALSPAN
TRANSPORTATION SCIENCES CENTER
P.O. BOX 400
BUFFALO, NEW YORK 14225



April 09,2009

FINAL REPORT

U. S. DEPARTMENT OF TRANSPORTATION
National Highway Traffic Safety Administration
Enforcement
Office of Vehicle Safety Compliance (NVS-224)
1200 New Jersey Avenue, SE
Washington, DC 20590

This Final Test Report was prepared for the U.S. Department of Transportation, National Highway Traffic Safety Administration, under Contract No. DTNH22-06-C-00031. This publication is distributed by the U.S. Department of Transportation, National Highway Traffic Safety Administration, in the interest of information exchange. The opinions, findings and conclusions expressed in this publication are those of the author(s) and not necessarily those of the Department of Transportation or the National Highway Traffic Safety Administration. The United States Government assumes no liability for its contents or use thereof. If trade or manufactures' names or products are mentioned, it is only because they are considered essential to the object of the publication and should not be construed as an endorsement. The United States Government does not endorse products or manufacturers.



Prepared By:

James Czarniecki, Project Engineer



Approved By:

David J. Travale, Program Manager
Transportation Sciences Center

APPROVED

By james.czarniecki at 2:13 pm, 4/30/09

Approval Date:

FINAL REPORT ACCEPTANCE BY:

Accepted By:

Acceptance Date:

TECHNICAL REPORT STANDARD TITLE PAGE

1. Report No. 301-CAL-09-01	2. Government Accession No.	3. Recipient's Catalog No.	
4. Title and Subtitle Final Report of FMVSS 301 Compliance Rear Impact Testing of a 2009 Hyundai Accent 4-door Sedan NHTSA No.: C90503		5. Report Date April 09,2009	
		6. Performing Organization Code CAL	
7. Author(s) James Czarnecki, Project Engineer David J. Travale, Program Manager		8. Performing Organization Report No.	
9. Performing Organization Name and Address Calspan Transportation Sciences Center P.O. Box 400 Buffalo, New York 14225		10. Work Unit No.	
		11. Contract or Grant No. DTNH22-06-C-00031	
12. Sponsoring Agency Name and Address U.S. Department of Transportation National Highway Traffic Safety Administration Office of Vehicle Safety Compliance 400 Seventh Street, SW, Room 6111 Washington, D.C. 20590		13. Type of Report and Period Covered Final Report, April 2009	
		14. Sponsoring Agency Code NVS-220	
15. Supplementary Notes			
16. Abstract Compliance tests were conducted on the subject 2009 Hyundai Accent 4-door Sedan in accordance with the specifications of the Office of Vehicle Safety Compliance Test Procedure No. TP-301R-02 for the determination of FMVSS 301 compliance. Test failures identified were as follows: The test vehicle appeared to comply with all requirements of FMVSS 301R-02 "Fuel System Integrity – Rear Impact."			
17. Key Words Compliance Testing Safety Engineering FMVSS 301		18. Distribution Statement Copies of this report are available from: National Highway Traffic Safety Administration Technical Reference Division (TIS) (NPO-230) 1200 New Jersey Avenue, SE Washington, D.C. 20590 Telephone No. (202) 366-4946	
19. Security Classification of Report UNCLASSIFIED	20. Security Classification of Page UNCLASSIFIED	21. No. of Pages 38	22. Price

TABLE OF CONTENTS

<u>Section</u>		<u>Page No.</u>
1	PURPOSE AND TEST PROCEDURE	1-1
2	COMPLIANCE TEST RESULTS SUMMARY	2-1
3	SUMMARY OF TEST RESULTS	3-1
	Data Sheet 1 - Test Vehicle Specifications	3-2
	Data Sheet 2 – Pre-Test Data	3-3
	Data Sheet 3 - Moving Deformable Barrier (MDB) Data	3-5
	Data Sheet 4 - High Speed Camera Locations and Data Summary	3-6
	Data Sheet 5 – Post-Test Data	3-7
	Data Sheet 6 – FMVSS 301 Rollover Data	3-9
APPENDIX A	PHOTOGRAPHS	A-1

SECTION 1

PURPOSE AND TEST PROCEDURE

This rear impact test is part of the FMVSS 301 Compliance Test Program sponsored by the National Highway Traffic Safety Administration (NHTSA) under Contract No. DTNH22-06-C-00031. The purpose of this test was to determine if the subject vehicle, a 2009 Hyundai Accent 4-door Sedan, meets the performance requirements of FMVSS No. 301R-02 "Fuel System Integrity – Rear Impact." The test was conducted in accordance with the Office of Vehicle Safety Compliance's Laboratory Test Procedure (TP-301R-02, dated January 17, 2007).

SECTION 2

COMPLIANCE TEST RESULTS SUMMARY

A 1350 kg 2009 Hyundai Accent 4-door Sedan was impacted from the rear by a 1362.5 kg moving barrier at a velocity of 78.54 kph (48.8 mph). The test was performed by Calspan Corporation on April 09,2009.

The test vehicle was equipped with a 44.7 liter fuel tank which was filled to 92 percent capacity with stoddard fluid prior to impact. Additional ballast (30 kg) was secured in the vehicle cargo area. Two ballast Part 572E 50th percentile male Anthropomorphic Test Device (ATD) were placed in the front occupant seating positions.

The crash event was recorded by three high-speed cameras and one real-time camera. High-speed camera locations and other pertinent camera information are found on page 3-6 of this report. Pre- and post-test photographs of the vehicle can be found in Appendix A.

There was no fuel system fluid spillage following the impact or during any portion of the static rollover test. The average vehicle longitudinal crush was 666 millimeters. The vehicle appeared to comply with all the requirements of FMVSS No. 301 "Fuel System Integrity."

SECTION 3

SUMMARY OF TEST RESULTS

DATA SHEET 1

TEST VEHICLE SPECIFICATIONS

TEST VEHICLE INFORMATION:

Year/Make/Model/Body Style: 2009 Hyundai Accent 4-door Sedan
 Vehicle Body Color: Gray NHTSA Number: C90503
 Engine Data: 4 Cylinders; - CID; 1.6 Liters; - cc
 Transmission: 4 Speed; - Manual; x Automatic; - Overdrive
 Final Drive: - Rear Wheel Drive; x Front Wheel Drive; - Four Wheel Drive

MAJOR TEST VEHICLE OPTIONS:

x AC; x Pwr Steering; x Power Brakes; - Power Locks; - Power Seats
- ABS; - Tilt Wheel; - Stab Control - Traction Control - Anti-Theft

DEALER AND DELIVERY INFORMATION:

Date Received: 9/26/08 ; Odometer Reading 63 km
 Selling Dealer: Transitowne Hyundai
 Dealer Address: 7420 Transit Rd Williamsville, NY 14221

DATA FROM VEHICLE'S CERTIFICATION LABEL:

Vehicle Manufacturer: Hyundai Motor Company
 Vehicle Build Date: 12/08
 VIN: KMHCN46C39U285639
 GVWR: 1650 kg; GAWR: 870 kg FRONT; 850 kg REAR

DATA FROM VEHICLE'S TIRE LABEL AND SIDEWALL:

Location of Tire Placard: Lower B-Pillar
 Type of Spare Tire: Temporary

	<u>Front</u>	<u>Rear</u>
Maximum Tire Pressure (sidewall - kPa)	300	300
Cold Pressure (tire placard - kPa) – test pressure	220	220
Recommended Tire Size (tire placard)	P185/65R14	P185/65R14
Vehicle Tire Size with load index & speed symbol	85H	85H
Tire Manufacturer	Kumho	Kumho
Tire Name	Solus	Solus
Treadwear, Traction, Temperature	440 AA A	440 AA A

VEHICLE CAPACITY DATA:

Type of Front Seats: - Bench; x Bucket; - Split Bench
 Number of Occupants: 2 Front; 3 Rear; 5 Total
 Vehicle Capacity Weight (VCW) = 385 kg
 No. of Occupants x 68.04 kg = 340 kg
 Rated Cargo/Luggage Weight (RCLW) = 45 kg

DATA SHEET 2

PRE-TEST DATA

WEIGHT OF TEST VEHICLE AS RECEIVED FROM DEALER (with maximum fluids)= UDW:

	Left Side (kg)	Right Side (kg)	Ratio (%)	Total (kg)
Front =	365	363	62.9	728.0
Rear =	222	207	37.1	429.0
Total Delivered Weight (UDW) =				1157.0

CALCULATION OF VEHICLE'S TARGET TEST WEIGHT:

Total Delivered Weight (UDW) =	1157.0	kg
Rated Cargo/Luggage Weight (RCLW) =	45.0	kg
Weight of 2 p.572E Dummies @ 78 each =	156	kg
TARGET TEST WEIGHT =	1358.0	kg

WEIGHT OF TEST VEHICLE WITH TWO DUMMIES AND 37.0 KG OF CARGO WEIGHT:

	Left Side (kg)	Right Side (kg)	Ratio (%)	Total (kg)
Front =	417	410	61.3	827.0
Rear =	264	259	38.7	523.0
Total Vehicle Test Weight (ATW) =				1350.0

Weight of Ballast Secured in Vehicle¹ = 30 kg Ballast Type Lead Shot

Method of securing Ballast: Compartment placement

Components Removed for Weight Reduction: None

VEHICLE ATTITUDE (all dimension in millimeters):

	Left Front	Right Front	Left Rear	Right Rear	CG ²
AS DELIVERED:	657	663	657	660	928
AS TESTED:	641	645	639	638	970

Vehicle's Wheel Base: 2504 mm

¹Ballast weight does not include the weight of instrumentation, on-board cameras and data acquisition system

²Rearward of the front axle centerline.

VEHICLE PRE-TEST WIDTH AND IMPACT OFFSET MEASUREMENT:

Vehicle Width at Widest Point: 1694 mm Location: Rear Axle

Centerline offset for impact line: 339 / 1355 mm

Filler neck side (left/right) Left

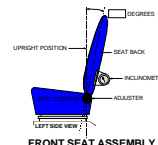
DATA SHEET 2 (continued)

PRE-TEST DATA

Vehicle: 2009 Hyundai Accent 4-door Sedan

NHTSA No. C90503

Nominal Design Riding Position for adjustable driver and passenger seat backs. Please describe how to position the inclinometer to measure the seat back angle. Include description of the location of the adjustment latch detent, if applicable.



Seat back angle for driver's seat: 25 degrees

Measurement instructions: Found with h-point machine in seat

Seat back angle for passenger's seat: 25 degrees

Measurement instructions: Found with h-point machine in seat

2. SEAT FORE AND AFT POSITIONING:

Positioning of the driver's seat: Full forward full rear 0-240mm seat was set at 120 using front of seat cushion in lowest position – Notch 12 was mechanical middle

Positioning of the passenger's seat: Full forward full rear 0-22 notches; seat was set in notch 11

3. FUEL TANK CAPACITY DATA:

3.1 A. "Usable Capacity" of the standard equipment fuel tank is 44.67 liters

B. "Usable Capacity" of the optional equipment fuel tank is - liters

C. "Usable Capacity" of the vehicle(s) used for certification testing to requirements of FMVSS 301 = 41.1 to 41.99 liters

3.2 Actual Amount of Stoddard solvent added to vehicle for test = 41.64 liters

Stoddard Fluid: specific gravity: 0.764 ; kinematic viscosity: 0.96 centistokes; color: Red

3.3 Is vehicle equipped with electric fuel pump? Yes- x ; No- -

If YES, explain the vehicle operating conditions under which the fuel pump will pump fuel.

With ignition turned "ON"

4. STEERING COLUMN ADJUSTMENTS:

Steering wheel and column adjustments are made so that the steering wheel hub is at the geometric center of the locus it describes when it is moved through its full range of driving positions. If the tested vehicle has any of these adjustments, does your company use any specific procedures to determine the geometric center.

Operational Instructions: No adjustment

5. SEAT BELT UPPER ANCHORAGE:

Nominal design riding position: 0 to 3 detents - placed in detent 1

6. COMMENTS:

None

DATA SHEET 3

MOVING DEFORMABLE BARRIER (MDB) DATA

Vehicle: 2009 Hyundai Accent 4-door Sedan

NHTSA No. C90503

MDB FACE MANUFACTURER AND SERIAL NUMBER:

N/A

MDB DETAILS:

Overall Width of Framework Carriage	=	<u>1250</u>	millimeters
Overall Length of MDB (incl. honeycomb impact face)	=	<u>4120</u>	millimeters
Wheelbase of Framework Carriage	=	<u>2591</u>	millimeters
Tread of Framework Carriage (Front & Rear)	=	<u>1875</u>	millimeters
C.G. Location Rearward of Front Axle	=	<u>1139</u>	millimeters

MDB WEIGHT:

Left Front	=	<u>357.0</u>	kg	Left Rear	=	<u>323.0</u>	kg
Right Front	=	<u>404.0</u>	kg	Right Rear	=	<u>273.5</u>	kg
TOTAL FRONT =		<u>761.0</u>	kg	TOTAL REAR =		<u>596.5</u>	kg
TOTAL MDB WEIGHT =		<u>1357.5</u>	kg				
Tires (Mfr, line, size):		<u>N/A</u>					

TIRE PRESSURE:

Left Front	=	<u>207</u>	kPa	Left Rear	=	<u>207</u>	kPa
Right Front	=	<u>207</u>	kPa	Right Rear	=	<u>207</u>	kPa

Brake Abort System? (Yes/No) Yes

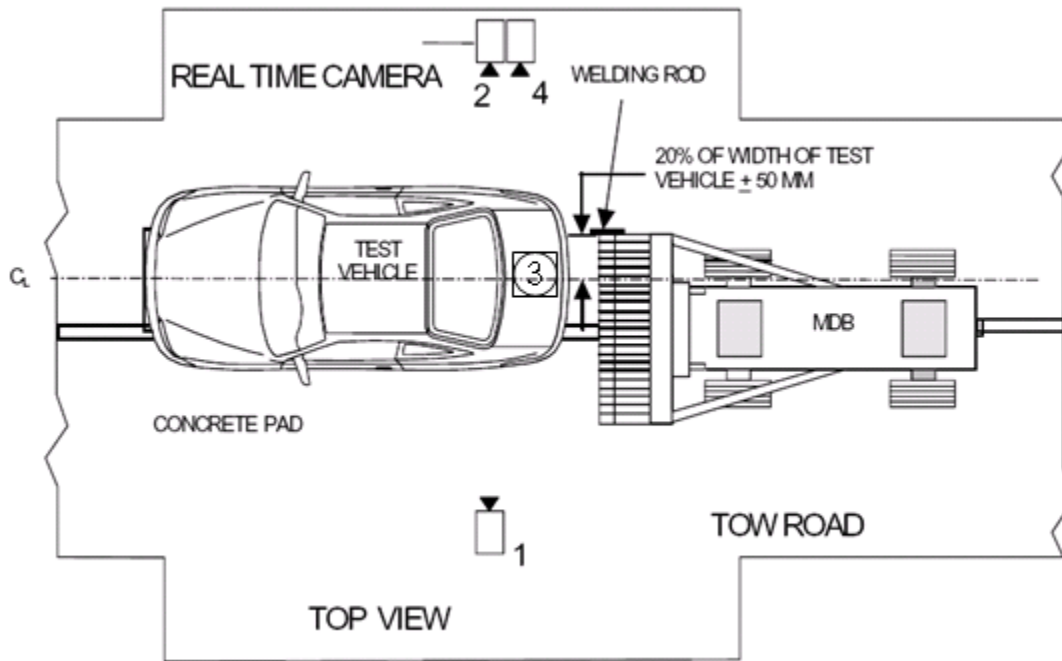
Date of Last Calibration: 06/07

DATA SHEET 4

HIGH SPEED CAMERA LOCATIONS AND DATA SUMMARY

Vehicle: 2009 Hyundai Accent 4-door Sedan

NHTSA No. C90503



Camera No.	View	Coordinates (millimeters)			Angle (deg.)	Lens (mm)	Film Speed (fps)
		X*	Y*	Z*			
1	Left Side View	7117	1805	1094	3.6	25	1000
2	Real-Time Camera	-	-	-	-	-	30
3	Overhead View	0	0	4880	90	12.5	1000
4	Right Side View	7764	1423	954	1.1	25	1000

* Reference (from point of impact); all measurements accurate to within ± 6 mm.

X = (Impact Point) + Forward

Y = (Impact Point) + To Right

Z = (Ground Level) + Down

DATA SHEET 5

POST-TEST DATA

Vehicle: 2009 Hyundai Accent 4-door Sedan

NHTSA No. C90503

REQUIRED IMPACT VELOCITY RANGE:: 78.5 to 80.1 km/h

ACTUAL IMPACT VELOCITY WITHIN 1.5 M OF IMPACT PLANE:

Trap No. 1 = 78.54 km/h Trap No. 2 = 78.54 km/h

Average Impact Speed = 78.54 km/h

WELDING ROD IMPACT POINT:

0 Vertical distance from target center (+ is above) Tolerance: ±40 mm

0 Horizontal distance from target center (+ is right) Tolerance: ±50 mm

STODDARD SOLVENT SPILLAGE MEASUREMENT:

A. Front impact until vehicle motion ceases -

Actual = 0 g Maximum Allowable = 28 g

B. For 5 minute period after vehicle motion ceases -

Actual = 0 g Maximum Allowable = 28 g

C. For next 25 minutes -

Actual = 0 g/minute Maximum Allowable = 28 g/minute

D. Provide Spillage Details:

None

DATA SHEET 5

POST-TEST DATA (Continued)

Vehicle: 2009 Hyundai Accent 4-door Sedan

NHTSA No. C90503

POST TEST SEAT DATA

LOCATION	SEAT MOVEMENT (mm)	SEAT BACK FAILURE
P1 (Left Front)	0	None
P2 (Right Front)	0	None

POST TEST ATD CONTACT DATA

LOCATION	Position 1 (Driver)	Position 2 (Passenger)
Head	Back of head to head restraint	Back of head to head restraint
Chest	None	None
Abdomen	None	None
Left Knee	None	None
Right Knee	None	None

VEHICLE DIMENSIONS:

Vehicle length:

	Left Side	Centerline	Right Side
Pre-Test	4153	4279	4153
Post-Test	3555	3613	3580
Crush	598	666	573

Vehicle Wheel Base:

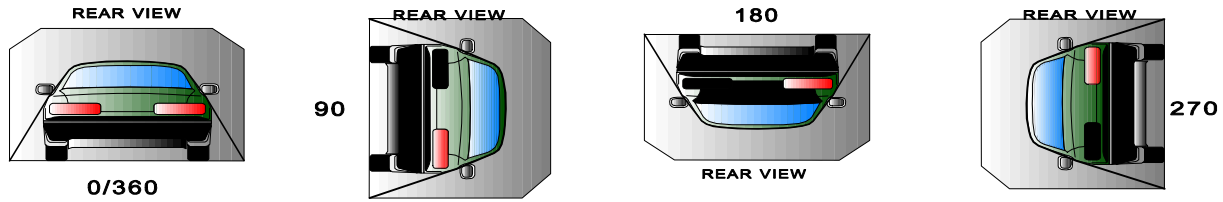
	Left Side	Right Side
Pre-Test	2503	2503
Post-Test	2425	2503
Crush	78	0

DATA SHEET 6

FMVSS 301 ROLLOVER DATA

Vehicle: 2009 Hyundai Accent 4-door Sedan

NHTSA No.: C90503



I. DETERMINATION OF SOLVENT COLLECTION TIME PERIOD:

Rollover Stage	Rotation Time (spec. 1 -3 min)				FMVSS 301 Hold Time		Total Time				Next Whole Minute Interval	
	1	minutes	05	seconds	5	minutes	6	minutes	5	seconds	7	minutes
0° - 90°	1	minutes	05	seconds	5	minutes	6	minutes	5	seconds	7	minutes
90° - 180°	1	minutes	12	seconds	5	minutes	6	minutes	12	seconds	7	minutes
180°-270°	1	minutes	09	seconds	5	minutes	6	minutes	9	seconds	7	minutes
270°-360°	1	minutes	06	seconds	5	minutes	6	minutes	6	seconds	7	minutes

II. FMVSS 301 REQUIREMENTS: (Maximum allowable solvent spillage):

First 5 minutes from onset of rotation	6th min.	7th min.	8th min. (if required)
142 g	28 g	28 g	28 g

III. ACTUAL TEST VEHICLE SOLVENT SPILLAGE:

Rollover Stage	First 5 minutes from onset of rotation (g)	6th min. (g)	7th min. (g)	8th min. (if required) (g)
0° - 90°	0	0	0	N/A
90° - 180°	0	0	0	N/A
180°-270°	0	0	0	N/A
270°-360°	0	0	0	N/A

Note: Record spillage for whole minute intervals only as determined above.

IV. SOLVENT SPILLAGE LOCATION(S):

Rollover Stage	Spillage Location
0° - 90°	None
90° - 180°	None
180°-270°	None
270°-360°	None

APPENDIX A

PHOTOGRAPHS

TABLE OF PHOTOGRAPHS

Figure	Photograph Title	Page
Figure A- 1	VEHICLE PLACARD	A- 3
Figure A- 2	TIRE PLACARD	A- 3
Figure A- 3	PRE-TEST FRONT VIEW	A- 4
Figure A- 4	POST-TEST FRONT VIEW	A- 4
Figure A- 5	PRE-TEST LEFT SIDE VIEW	A- 5
Figure A- 6	POST-TEST LEFT SIDE VIEW	A- 5
Figure A- 7	PRE-TEST RIGHT SIDE VIEW	A- 6
Figure A- 8	POST-TEST RIGHT SIDE VIEW	A- 6
Figure A- 9	PRE-TEST LEFT FRONT THREE-QUARTER VIEW	A- 7
Figure A- 10	POST-TEST LEFT FRONT THREE-QUARTER VIEW	A- 7
Figure A- 11	PRE-TEST RIGHT FRONT THREE-QUARTER VIEW	A- 8
Figure A- 12	POST-TEST RIGHT FRONT THREE-QUARTER VIEW	A- 8
Figure A- 13	PRE-TEST LEFT REAR THREE-QUARTER VIEW	A- 9
Figure A- 14	POST-TEST LEFT REAR THREE-QUARTER VIEW	A- 9
Figure A- 15	PRE-TEST RIGHT REAR THREE-QUARTER VIEW	A- 10
Figure A- 16	POST-TEST RIGHT REAR THREE-QUARTER VIEW	A- 10
Figure A- 17	PRE-TEST REAR VIEW	A- 11
Figure A- 18	POST-TEST REAR VIEW	A- 11
Figure A- 19	PRE-TEST MDB FRONT VIEW	A- 12
Figure A- 20	POST-TEST MDB FRONT VIEW	A- 12
Figure A- 21	PRE-TEST MDB LEFT SIDE VIEW	A- 13
Figure A- 22	POST-TEST MDB LEFT SIDE VIEW	A- 13
Figure A- 23	PRE-TEST MDB RIGHT SIDE VIEW	A- 14
Figure A- 24	POST-TEST MDB RIGHT SIDE VIEW	A- 14
Figure A- 25	PRE-TEST MDB TOP VIEW	A- 15
Figure A- 26	POST-TEST MDB TOP VIEW	A- 15
Figure A- 27	PRE-TEST OVERHEAD VEHICLE AND MDB VIEW	A- 16
Figure A- 28	POST-TEST IMPACT TARGET VIEW	A- 16
Figure A- 29	PRE-TEST FRONT UNDERBODY VIEW	A- 17
Figure A- 30	POST-TEST FRONT UNDERBODY VIEW	A- 17
Figure A- 31	PRE-TEST MID UNDERBODY VIEW	A- 18
Figure A- 32	POST-TEST MID UNDERBODY VIEW	A- 18
Figure A- 33	PRE-TEST REAR UNDERBODY VIEW	A- 19
Figure A- 34	POST-TEST REAR UNDERBODY VIEW	A- 19
Figure A- 35	PRE-TEST FUEL FILLER CAP VIEW	A- 20
Figure A- 36	POST-TEST FUEL FILLER CAP VIEW	A- 20
Figure A- 37	IMPACT VIEW	A- 21
Figure A- 38	ROLLOVER 90° VIEW	A- 22
Figure A- 39	ROLLOVER 180° VIEW	A- 22
Figure A- 40	ROLLOVER 270° VIEW	A- 23
Figure A- 41	ROLLOVER 360° VIEW	A- 23



Figure A-1: Vehicle Certification Placard



Figure A-2: Vehicle Tire Placard



Figure A-3: Pre-Test Front View



Figure A-4: Post-Test Front View



Figure A-5: Pre-Test Left Side View



Figure A-6: Post-Test Left Side View



Figure A-7: Pre-Test Right Side View



Figure A-8: Post-Test Right Side View



Figure A-9: Pre-Test Left Front Three-Quarter View



Figure A-10: Post-Test Left Front Three-Quarter View



Figure A-11: Pre-Test Right Front Three-Quarter View



Figure A-12: Post-Test Right Front Three-Quarter View



Figure A-13: Pre-Test Left Rear Three-Quarter View



Figure A-14: Post-Test Left Rear Three-Quarter View



Figure A-15: Pre-Test Right Rear Three-Quarter View



Figure A-16: Pre-Test Right Rear Three-Quarter View



Figure A-17: Pre-Test Rear View



Figure A-18: Post-Test Rear View



Figure A-19: Pre-Test MDB Front View




Figure A-20: Post-Test MDB Front View



Figure A-21: Pre-Test MDB Left Side View



Figure A-22: Post-Test MDB Left Side View



Figure A-23: Pre-Test MDB Right Side View



Figure A-24: Post-Test MDB Right Side View



Figure A-25: Pre-Test MDB Top View



Figure A-26: Post-Test MDB Top View



Figure A-27: Pre-Test Overhead Vehicle and MDB View



Figure A-28: Post-Test Impact Target View



Figure A-29: Pre-Test Front Underbody View



Figure A-30: Post-Test Front Underbody View



Figure A-31: Pre-Test Mid Underbody View



Figure A-32: Post-Test Mid Underbody View



Figure A-33: Pre-Test Rear Underbody View



Figure A-34: Post-Test Rear Underbody View



Figure A-35: Pre-Test Fuel Filler Cap View



Figure A-36: Post-Test Fuel Filler Cap View



Figure A-37: Impact View



Figure A-38: Rollover 90° View



Figure A-39: Rollover 180° View



Figure A-40: Rollover 270° View



Figure A-41: Rollover 360° View