




VEHICLE THEFT PREVENTION

What Consumers Should Know

More than  **\$4.1 BILLION**
 The estimated total value of vehicles stolen nationwide

Nationally... nearly **45%** 
 of vehicles reported stolen are **NEVER** recovered

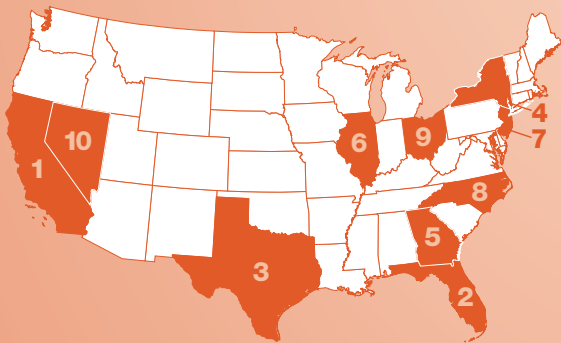
In the United States, a motor vehicle is stolen every 
45 SECONDS

Nearly **HALF** of vehicle thefts are due to driver error

Be Smart—Don't Hand Thieves the Key

- Close and lock all windows and doors when you park
- Park in well-lit areas
- Never leave your vehicle while it's running
- Never leave your keys or valuables in your vehicle

Top 10 U.S. States with the highest motor vehicle theft rates



- | | |
|---------------------|-------------------------|
| 1 California | 6 Illinois |
| 2 Florida | 7 New Jersey |
| 3 Texas | 8 North Carolina |
| 4 New York | 9 Ohio |
| 5 Georgia | 10 Nevada |

(Model Year 2012 vehicles stolen in Calendar Year 2012)

Nearly **84%** 
 of all motor vehicles reported stolen are passenger cars

Top 10 vehicles with the highest theft rates

- | | |
|------------------------------------|-----------------------------|
| 1 Mercedes-Benz CL-Class | 6 Dodge Avenger |
| 2 Mitsubishi Eclipse | 7 Chrysler 300 |
| 3 Mazda 6 | 8 Chevrolet Impala |
| 4 Dodge Charger | 9 Mitsubishi Galant |
| 5 Nissan Infiniti FX35/FX50 | 10 Chevrolet Captiva |

(Model Year 2012 vehicles stolen in Calendar Year 2012)