



# GTR

## Newsletter

### May 2019

### Twenty Years 1999-2019

#### In This Issue:

- **Hobby and Club News**
- **IPMS Region 8 Convention in Vegas**
- **Galaxie 1948 Chevy Sedan Delivery**
- **Milwaukee NNL 27**

Hello GTR and Friends;

Today I am writing from my basement inner sanctum called "the hobby room" ... As I sit here at my desk, I face two 8' shelving units, 1 of three and other shelves stacked with brand new shrink wrapped, opened not started and a separate shelf lined with started and what I call "painted bodies". That makes this a really cool (despite the fact it is physically located in my home's basement) place to hang out. It is a nice place to be during our hot and humid summer days here in northern Illinois, which lends this space to be a "cool down big fella" respite. Right now, we are embracing Spring's coolish and wet weather, not cold enough to run the furnace next to me, so I wear an old and welcome sweatshirt that has the patina of age, glue, and paint stains.

The topic of this "mind exercise" will deal with your collective "**STASHES**". I might be taking a wild ass guess that some of you are in the same "boat" as I, and others are gasping at what I am about to relate and those that will call my stash (Snapper's Hobby Shop) while some may call me a novice. I willfully admit that this is an accumulation of 10's of years of faithfulness to our model car devotion and hobby...I don't drink or play golf so funds accumulate. For example, last night I attended another local club I belong to, the **IPMS Lakes Region Scale Modelers** club, that held its semiannual auction held in an airplane hangar at our local airport. The auction subject was the selling of a deceased members' "partial" stash of unbuilt open kits. The auction proceeds were rightfully given to the deceased members' significant other. While containing mostly military kits of ships and planes there were a few wheeled non-military vehicles that caught my eye and I therefore bid on them. Again, these funds were going for a good cause so I bid more that I would have the cause been different.

So last night's treasures include a Tamiya 1/24 Renault 5 Turbo Rally, open box unopened inside, a 1/20 scale Tamiya Wolf WR1 Ford F1 unopened contents decals in decent shape (again unopened inside but serious hole in outer box) and finally AMT/Ertl 1/16 scale Shelby Cobra 427 opened inside and loose parts. A precursory inspection indicated that the kits looked pretty much complete while a 100 percent inspection may yield something else. I will do a 100% evaluation before I start just to make sure I'm not creating another "shelf queen". BTW, Shelby Cobra's were the go to super-hot ride back in its day; it was THE hot ride especially if sheer horse power and wild animal style performance and so-so handling was your "bag". Amateurs beware, she could wind you up and spit you out in a heartbeat... or so I have been told. Anyway, I am going to order the appropriate Ford racing blue for this little beastie, perhaps wire the 427CID mill for show and tell time. I am not going to brag about what I paid for these kits, because frankly you shouldn't be "cheap" because it went for a good cause. Hopefully someone will do this for me some day.... I know I will not live long enough to build what I have..... how many of you can say the same thing?

Well, that's it for my "Show and Tell" for this month, I hope all of you are well and happy and enjoying our wonderful hobby... So, do you have a project or two on your hobby table?? Put a smile on your face; I couldn't imagine a world without it. As I always say "Keep a model on your bench and a smile on your face" Model-On Garth!!! Snapper signing off. So, remind me next month to tell you the story of my good friend and fellow member George.... it's a pretty cool and inspiring story that I would like to share.

Snapper Steve signing off for now, keep a smile on your face and a model on your bench!!! Adios my friends!

## Grand Touring & Racing Auto Modelers

Based in the Chicago, IL Northwest Suburbs

2002/2003 IPMS/USA Region 5 Chapter of the Year

2007, 2008 & 2015 IPMS/USA Region 5 Newsletter of the Year

2019 Meetings: Every 1st Saturday @ 7:00 p.m.

Location alternates between member's homes and the Algonquin Township Building

Your current GTR Officers are:

President/Contact: Steve Jahnke

847-516-8515 [stevejahnke@comcast.net](mailto:stevejahnke@comcast.net)

Secretary/Treasurer: Doug Fisher

[kkfisher1@comcast.net](mailto:kkfisher1@comcast.net)

The GTR Newsletter is written and edited by Steve Jahnke, Chuck Herrmann and Doug Fisher. If you or your club has news that you would like to pass on to the modeling community, send the info on to me digitally at [stevejahnke@comcast.net](mailto:stevejahnke@comcast.net) and I will add it to this newsletter as a blurb or link. Show dates are subject to changes/cancellation as dates shown. 2018 club dues are due \$15 measly bucks, send check or give cash to me with your contact information. Thanks! Please make check out to "Steve Jahnke" as we could not get a



# MAILBAG

by Chuck Herrmann

## Real Life

### Dakar Rally Moving to Saudia Arabia



The organizers of the Dakar Rally signed a five-year agreement with Saudi Arabia to move the event from South America to the Middle East. It appears the first year 2020 will be run entirely in Saudi Arabia but future events may involve multiple countries.

The Dakar originated in Africa but moved to South America in 2009 after terrorist concerns caused the 2008 event to be cancelled at the last minute. Economic concerns have lead to this latest move after all the South America countries except Peru pulled out late in the planning.

### Ford Ending Factory GT Program

From [Sportscar365.com](http://Sportscar365.com)

Ford has confirmed that it will end its full factory involvement with the Ford GT program following the conclusion of the 2019 IMSA WeatherTech SportsCar Championship and 2018/19 FIA World Endurance Championship seasons. But it may look to continue in a supporting role for customer and semi-factory teams next year. Several teams have expressed interest, and Ford has asked their current drivers to remain available.


## Industry News

### Shizuoka Hobby Show

The Shizuoka Hobby Show will be held in Japan May 8-12. Hopefully we will see some new releases announced around then.

### NuNu Models to release Audi R8 GT3

One of those seems to be the NuNu Models Audi R8 GT3. These test shot photos have popped up on the web.



### HASEGAWA NISSAN R92CP



Hasegawa will update the previously released Nissan R91CP into a R92CP, should be released in June

## Detail Set for Revell's FORD GT




Scale Designs has announced a Super Detail set for Revell's Ford GT to be released Late Spring Early Summer 2019.

## Round 2

Among the many releases announced by Round 2 is this AMT Motorcycle Parts Pack kit of two 1970's era dirt Bikes.



## JR Salvino New Releases




The next vintage NASCAR releases by JR Salvino will be the 1978 Chevy Monte Carlo of Buddy Baker, and the 1981 Monte Carlo of Bobby Allison.



## Media

### Airfix/Hornby History Book



Hornby Hobbies, who is the current owner of the Airfix brand, has released a 140 page history of their company. *Hornby Hobbies - A Model History* takes model collectors new and old on a fascinating journey through both the company and model history starting with the creation of Meccano in 1901.

The bookazine features all of Hornby Hobbies' current brands including Hornby, Airfix, Scalextric, Corgi, Humbrol, Pocher and its international portfolio. It is available from their website for about 7 euros.

## Events

See the events calendar for details for all the events that I know of. If any readers wish their shows or any other events of interest to GTR listed send the information along to GTR.



## IPMS News

GTR is a proud member of the IPMS organization. GTR is a local chapter, in Region 5, of IPMS/USA. We need five current IPMS/USA members to remain a chapter. If you are a current IPMS/USA member let Steve or Doug know your member number and expiration date, remember to renew your membership by October each year to make the renewal process smooth. We encourage those who have lapsed to renew their IPMS/USA membership, or if you have never been a member enroll now! Details can be found at their web site, [www.ipmsusa.org](http://www.ipmsusa.org)

## IPMS Calendar

August 7-10 2019 IPMS/USA Nationals  
Chattanooga Conv Center, Chattanooga, TN  
<http://www.ipmsusanationals.com>

July 29-Aug 1, 2020 IPMS/USA Nationals  
San Marcos, TX



## GTR on Facebook

GTR has a Facebook page. Check it out and join up! We encourage members and fans to post photos of your models or projects. Also the GTR Newsletter can be accessed from the site.



## GTR Update

The next regular GTR meeting will be on Saturday, May 4, at 7:00 pm at the Algonquin Township Building.

Future regular monthly meetings will meet at the Algonquin Township Building. Any member who wants to bring up other ideas or suggestions for future meetings or activities, do so either at the meeting or contact us.

## April GTR Meeting

*Notes by Doug Fisher, photos by Doug Fisher and Steve Jahnke*

The April GTR regular meeting was held on 4/6/2019 at the Algonquin Township building.

Here are photos from Show & Tell:



Doug Fisher finished the Fujimi Ferrari 430 with aftermarket Bank of Scotland decals



Doug Fisher with a 1966 Corvette body painted with Mulsane blue lacquer- rest of car to show up next month.



Steve Jahnke brought in  
Corvette Mako Shark finished as a race car  
Shelby Mustang box stock  
Corvette C7.R Lemans car with custom red livery  
Boss 302 Mustang.



George Pritzen has finished his Pro Stock Camaro.



George Pritzen showed his resin Franklin Mint Coca Cola kit



Dave Green brought in his stash from the Detroit spring show.

Mustang II from Testors

Aurora Old Timer Buick – Original box with \$1.98 price tag

AMT Iron Horse Mustang 1968 Show Car.

Original car was red

Chevy Chevette Rally

1965 El Camino pickup and camper

'66 Longnose F/C resin cast Dodge Dart from speed city resin

1951 Willis Aero Coupe coupe complete kit

'66 Longnose Mustang F/C needing a donor kit

Jimmy Flintstone Chevy van

Model Car World 1964 Comet station wagon


originally driven by Dyno Don

Detroit resin castings 1967 Mustang coupe

1953 Ford Ambulance

1970 ½ Ford Falcon

Jerry Paquette had a 315 S Ferrari FPP Modelos resin kit with a 335 engine and wire wheels



Ed Sexton had the Lotus 107 Johnny Herbert Tamiya kit. Note that Tamiya sponsored Lotus Formula 1 racing for several races. Decals were tricky and racing figure was donated.



Dave Edgecomb showed us the Tamiya Ford GT, Aoshima Lamborghini Huracan and Aventador fresh from Japan.



## Galaxie 1948 Chevy Sedan Delivery

**Description:** 1948 Chevrolet Sedan Delivery

**Mfr:** Galaxie Limited **Kit #:** 98021

**Scale:** 1/25

*by Elliott Doering  
(photos from the internet)*



**Comments:** Injection molded, 153 parts, self-stick chrome trim, decals.

**Pros:** Fine molding, excellent tires with white-wall inserts, engine detail.

**Cons:** Self-stick chrome trim is too flat and won't stick, incomplete parts for 1946 and '47 options, no detail paint instructions.

After World War II, Chevrolet returned to automobile production with updated 1942

models. The old Master Deluxe series became Stylemaster, the Special Deluxe versions became Fleetmaster, and the top-of-the-line models were named Fleetline. For 1947 and '48, the main changes to the Chevrolet lineup were mostly in changes to the grille.

I have been waiting patiently since I saw a preproduction version in the spring of 1998 to get my hands on this kit. In addition to the Sedan Delivery reviewed here, an Aerosedan has also been issued, both in Fleetline trim. You'll find parts for 1946, '47, and '48 models, with options for stock, custom, or racing versions, in the box. Of special interest are the vinyl tires with plastic whitewall inserts and the self-stick metal trim.

All parts are crisply molded. The only flaws I found were an uncorrectable mold-seam line on each end of the chrome-plated front bumper, minute flash on some edges of the body, and a sink mark all the way across the top of the hood. After carefully studying the parts and references, I found that it would be difficult to build an accurate '46, as all models except the "Woody" wagon apparently had a full-length beltline trim strip, which is not included in the kit. Also missing are correct steering wheels and rubber stone shields for the 1946s and '47s.

Knowing all of this, I should have been content to build the model as a '48. But, I was swayed to do a '47 by the elegant beauty of its grille. It worked out pretty well, too. In the process, I discovered that the wheel trim rings were not introduced until '48, and I question the accuracy of the kit's hood ornament for a '46 or a '47. I probably should have sanded down the kit's chrome stone shields to simulate the rubber ones found on '47s. Also, the chrome headlight rings on my model were not available until '48. The thin, clear parts fit perfectly, but my sample had a blemish on the left side of the windshield.

The eight-page, 10-step instruction booklet includes a 1948 Chevrolet color choice list, numbered and named parts on the assembly drawings, and step-by-step written assembly instructions. While this made assembly easy, I was disappointed by the lack of detail-paint suggestions. The chassis drawing on the side of the box cover, the only color reference for details, is suspicious - I doubt the driveshaft and rear end were painted red. I painted my engine dark gray and the drivetrain black.

Kit engineering and parts fit are excellent, with the following exceptions. In step 1, exactly how the distributor (part No. 14), and oil filler (31) are to be mounted is unclear. The drawing of the battery in step 9 does not appear to match part 17.

The self-stick metal trim transfers present problems. The pieces that go on flat surfaces work OK, but they have no relief as did the trim on the real car. The pieces that go over the curves of the fenders must be bent to shape, but



they are springy and difficult to get just right. The adhesive won't hold the trim down if the curves don't match the surface.



The starter (27) in step 1 won't reach the bell housing when the alignment peg is placed in the provided hole. Either the generator pulley (part of the fan belt, 33) is too thick or the generator (26) is too long, because it pushes the adjustment arm on the front cover out of alignment. The Wayne tappet cover (101) is too thick to slide between the distributor, oil filler, and the right engine half. In step 6, the left and right interior sides were warped and required clamping while the glue dried.

In step 9, the rear bumper must be left off until after the body is installed. The splash pan will not clear the bumper guards. Follow the sequence in the written instructions.

I was initially puzzled by the lack of a gas tank. Indeed, there were mounting holes for it in the bottom of the chassis, but no tank! Ah, but the sedan delivery had its tank beneath the floor near the center of the car (as evidenced by the relocated fuel-filler cap), so it wouldn't be visible on the model anyway. The Aerosedan kit comes with the rear-mounted tank.

I painted my Chevy with paint from Colors For Miniatures (11229 W. Florist Ave., Milwaukee, WI 53225 & 414-353-0720). The top is '47 Chev No. 346 Lull-water Green poly, and the bottom is '47 Chev No. 351 Lakeside Green poly.

I used Bare-Metal Foil on the windshield and the side-vent frames. The kit's Micro Scale decals fit perfectly and snuggled down with an application of Micro Sol.

According to measurements found in John Gunnell's Illustrated Chevrolet Buyers Guide 1946-'72 (Motorbooks International), the wheelbase of the kit is just about perfect. I think the vent window posts are a little thick.

Beginners should be able to follow the excellent instructions and assemble this kit, but even experts will be confounded by the self-adhesive trim.

I completed my model in just under 25 hours, a little less than normal because the kit is so well engineered. Painting and trimming took extra time, though. Galaxie's Chevy looks great sitting next to Monogram's '37 Ford Panel Delivery. I had forgotten how



## Carbon Fiber Painting Tip

*By Doug Fisher*

Looking for an alternative to carbon fiber decals to replicate that "race car" look? Try painting - this will not get the pattern, but the color is spot on. Mix 2- parts Tamiya semi-gloss black [X-18] with 1-part Tamiya German grey [XF-63] and one-part Tamiya Titanium silver [X-32]. The result is shown below.



If you are replicating the copper colored fiber, take out the Titanium silver from the mix and replace with 2 parts of copper [XF-6]. Try it and see what you think.

# 2019 Milwaukee NNL 27

**This Year's Theme: NNL 27**  
**Saturday Saturday SATURDAY!**  
**THE SUB-THEME WILL BE: LAND SPEED CARS**

**HOSTED BY THE AUTO MODELERS GROUP**  
SATURDAY APRIL 13, 2019 3-9pm  
THE EXCELLENCE CENTER WAUKESHA  
N4 W22000 BLUEMOUND ROAD  
WAUKESHA, WI 53186 (262) 521-0358  
FOR MORE INFORMATION E-Mail us  
tnowak333.tn@gmail.com scottiek1@charter.net

Logos for sponsors: **SAFARI**, **FREE**

The 27<sup>th</sup> Milwaukee NNL was held April 13 in Waukesha WI. Looks like another nice turnout. Here are photos from their Facebook page.







The Winnebago Auto Modelers had their annual diorama display.



Revell was back with a product display.



The theme was land speed racers.



The AMG Club theme was the Galaxie Slingshot dragster kit.



# High Desert Modeler



by Chuck Herrmann Albuquerque, New Mexico



The IPMS Region 8 Convention was held Saturday, April 27, in Las Vegas, NV. This was the weekend after Easter, and I was able to combine a holiday family trip to Utah with a stop in Vegas on the way home for the event. Las Vegas is about eight hours from Albuquerque.



The show was held at the Eastside Cannery Casino and Hotel, in one of the meeting rooms. There were 131 entrants, I did not hear a final count but I would say there were about 300 or so models. IPMS Region 8 covers Southern California and southern Nevada, LA to Las Vegas.



The vendors were set up around the edges of the room, I would say there were maybe 30. Unlike many other IPMS shows there were plenty of automotive kits available, I was able to grab seven kits along with some paints and decals.



There were 56 categories of all types of models. Unlike many IPMS events, there were more auto than airplane classes! The model car turnout was pretty good, with a nice mix. Oddly there was only one each in the Open Wheel Competition and Open Wheel drag classes. I spoke to builders from California, Nevada and even Idaho.



Closed Wheel Competition Table. Drag was a separate class.



Large scale winner, 1/16 T-Bird







One of the street rod winners



One of the street rod winners.



Best Hot Rod Special Trophy Winner



Closed Wheel winner.



The judges hard at work.



Open Wheel Winner.



The overall Best of Show Trophy went to this crazy detailed Stars War model.



Best Automotive winner.







# 12<sup>th</sup> Annual IPMS/GTR NNL Contest & Swap Meet

August 4, 2019

**Theme: 50<sup>th</sup> Anniversary  
of the Chevy Camaro**  
**Subtheme: Woodys and  
Wagons**

The Summer NNL will be held on Sunday August 4th 2019 from 9:00AM to 2:00PM at the Algonquin Township Building, 3702 US Highway 14, Crystal Lake, Illinois 60014

Admission to the show is a measly 10 bucks; you can enter unlimited models and we will serve a pizza lunch (again, no additional charge, soda extra; sorry had to draw a line somewhere) to all show entrants.

Did we mention that there is a swap meet too? There will be a free "trunk sale" swap meet in our spacious parking lot, vendors and show goers are encouraged to open their trunks and sell-sell-sell rain or shine. Vendor set-up starts at 8:30AM. Also we raffle off some nice prizes.

Our NNL style contest bestows "Best Of" awards as mandated by popular vote as determined by show attendees, official judging and nit-picking is strictly forbidden, praise and admiration from fellow modelers strongly encouraged.

## Classes:

<b>Competition Open Wheel</b>	All scales	F1, Indy, Drag, etc
<b>Competition Closed Wheel</b>	All scales	NASCAR, LeMans/IMSA, Can-Am, Drag
<b>Street</b>	All scales	Street legal - Muscle Cars, Sports/Exotics, Tuners, beaters, factory stock
<b>Custom</b>	All scales	Modified custom vehicles
<b>Commercial</b>	All scales	Trucks, Taxis, Police, Ambulance and Emergency
<b>Motorcycles/ Miscellaneous Juniors</b>	All scales	All types
	All scales	[Under 16 years] all models
<b>Curbside</b>	All scales, all types	Hood closed, judged as displayed, includes slammers
<b>Out of the Box</b>	All scales, all types	No modifications to the kit except filler, paint, decals and foil
<b>Theme: 1969 Camaro</b>	All scales	All types: Stock ,street, custom, race
<b>SubTheme: Woodys and Wagons</b>	All Scales	
<b>Chris Ducey Memorial Award</b>	All scales, Ford	Best Ford
<b>Tim Leicht People's Choice Award</b>	Best model in contest	

**Contact: Doug Fisher**  
kkfisher1@comcast.net

[GTR Auto Modelers Group page on Facebook](#)



# GTR 2019 Event Calendar

**May 17-18 39<sup>th</sup>** Hooiser Model Car Contest and Swap by Hoosier Model Car Association  
Johnson County Fairgrounds, Franklin IN  
John White 765-571-1104  
dakotajohn@embarqmail.com

**May 19** NNL North  
Knights of Columbus Hall, Bloomington, MN  
www.NNLNORTH.com

**May 27th** Indianapolis 500  
Indianapolis Motor speedway, IN

**May 25-27** GSL 27 International Scale Vehicle Championship  
Salt Lake City, UT  
<http://www.gslchampionship.org/>

**June 22** NIMCON 8  
Hosted by IPMS/Lakes Region Scale Modelers  
McHenry County College, Crystal Lake, IL  
www.lakesregionmodelers.com

**June 8-9** Heartland Model Car Nationals  
Overland Park Conv Cntr, Overland Park KS  
www.kcslammers.com

**June 15-16** LeMans 24 Hours  
LeMans, France

**Aug 4** GTR Summer NNL  
Algonquin Township Building, Crystal Lake IL  
Contact Doug Fisher [kkfisher1@comcast.net](mailto:kkfisher1@comcast.net)

**August 7-10** 2019 IPMS/USA Nationals  
Chattanooga Conv Center, Chattanooga, TN  
<http://www.ipmsusanationals.com>

**Sep 28** Nordic-Con 2019  
Veterans Memorial Community Center  
Inver Grove Heights, MN  
robertmaderich69@hotmail.com

**Sep 28** Illinois Plastic Kit & Toy Show  
DuPage County Fairgrounds, Wheaton IL  
Info contact: (630) 969-1847  
or Email: pthpowerinc@aol.com

## SLAM NNL

**Oct 20** Countryside Collectors Classic Show  
Park Place of Countryside, Countryside IL  
[www.uniqueeventsshows.com](http://www.uniqueeventsshows.com)

**Oct 26** Winnebago Area Model Classic Theme:  
50 Years of the Silver Screen  
Auto Challenge Class: GT 2 GTO  
WAMClassic@gmail.com,  
[www.WAMClassic.wix.com/wamc](http://www.WAMClassic.wix.com/wamc),  
[www.facebook.com/WAMClassic](http://www.facebook.com/WAMClassic)

**Nov 3** Scale Auto Hobby & Toy Show  
Serb Hall, Milwaukee WI  
[www.uniqueeventsshows.com](http://www.uniqueeventsshows.com)

**Dec 1** Tinley Park Annual Holiday Show  
Tinley Park HS, Tinley Park, IL  
[www.uniqueeventsshows.com](http://www.uniqueeventsshows.com)

**GTR**  
**THE SUMMER NNL**  
Model Car Contest & Swap Meet

**August 4, 2019**  
2019 Theme: 50th Anniv. of the 1969 Camaro, stock, race or drag.  
Sub theme: Woodies and Wagons

**Features:**  
13 class winners and trophies for each  
Outdoor vendor area, sell from your trunk. \$10 fee includes pizza lunch and contest entry. NO pre-registration required.

**Door Prizes:**  
Admission Fees: \$10 for entrants and \$5 for visitors, both include pizza lunch  
Open 9:00 am to 1:30 pm trophy presentation

**Location:**  
Algonquin Township Administration Building  
3702 US HWY 14, Crystal Lake, IL 60014  
Located half way between Cary and Crystal Lake.

**Hotel:**  
Holiday Inn, 800 South PE. 31  
Crystal Lake, IL 60014  
815-477-7000

Visit GTR on Facebook  
GTR is an IPMS chapter

Contact:  
Doug Fisher  
email: [kkfisher1@comcast.net](mailto:kkfisher1@comcast.net)