



US008486846B2

(12) **United States Patent**  
**Gustavsson et al.**

(10) **Patent No.:** **US 8,486,846 B2**  
(45) **Date of Patent:** **Jul. 16, 2013**

(54) **CABRIOLET SOFT TOP**

(75) Inventors: **Roger Gustavsson**, Vänersborg (SE);  
**Magnus Olsson**, Trollhättan (SE)

(73) Assignee: **GM Global Technology Operations LLC**, Detroit, MI (US)

(\* ) Notice: Subject to any disclaimer, the term of this patent is extended or adjusted under 35 U.S.C. 154(b) by 765 days.

(21) Appl. No.: **12/062,276**

(22) Filed: **Apr. 3, 2008**

(65) **Prior Publication Data**

US 2008/0246301 A1 Oct. 9, 2008

(30) **Foreign Application Priority Data**

Apr. 5, 2007 (EP) ..... 07007139

(51) **Int. Cl.**

**B32B 27/04** (2006.01)  
**B32B 27/12** (2006.01)  
**B32B 5/28** (2006.01)  
**B60J 7/08** (2006.01)  
**B60J 7/00** (2006.01)

(52) **U.S. Cl.**

USPC ..... **442/132**; 442/131; 442/67; 442/218;  
296/98; 296/107.01; 296/901.01

(58) **Field of Classification Search**

USPC ..... 442/1-58, 59-180, 181-254; 296/98,  
296/136.1-136.13

See application file for complete search history.

(56) **References Cited**

U.S. PATENT DOCUMENTS

4,121,870 A \* 10/1978 Oakey ..... 296/215  
4,217,970 A 8/1980 Chika  
4,444,822 A \* 4/1984 Doyle et al. .... 428/109  
4,587,159 A \* 5/1986 Gutek et al. .... 442/71  
4,639,034 A 1/1987 Amos  
5,518,810 A \* 5/1996 Nishihara et al. .... 428/328  
6,376,075 B1 \* 4/2002 Tacke-Willemsen et al. 428/402  
6,910,729 B2 \* 6/2005 Kraenzler et al. .... 296/146.15  
7,118,160 B2 \* 10/2006 Willard ..... 296/107.01  
2005/0285415 A1 \* 12/2005 Metts et al. .... 293/102  
2006/0125158 A1 \* 6/2006 Rouanet et al. .... 264/621

FOREIGN PATENT DOCUMENTS

DE 19926420 A1 12/2000  
EP 0284931 10/1988

\* cited by examiner

*Primary Examiner* — Jennifer A Steele

(74) *Attorney, Agent, or Firm* — Ingrassia Fisher & Lorenz, P.C.

(57) **ABSTRACT**

A soft top is provided for a cabriolet. The soft top includes, but is not limited to, a monofilament warp thread and a monofilament weft thread. The soft top also includes, but is not limited to, a filling material substantially filling the interstices between the monofilament warp thread and the monofilament weft thread to form a substantially translucent fabric.

**4 Claims, 3 Drawing Sheets**

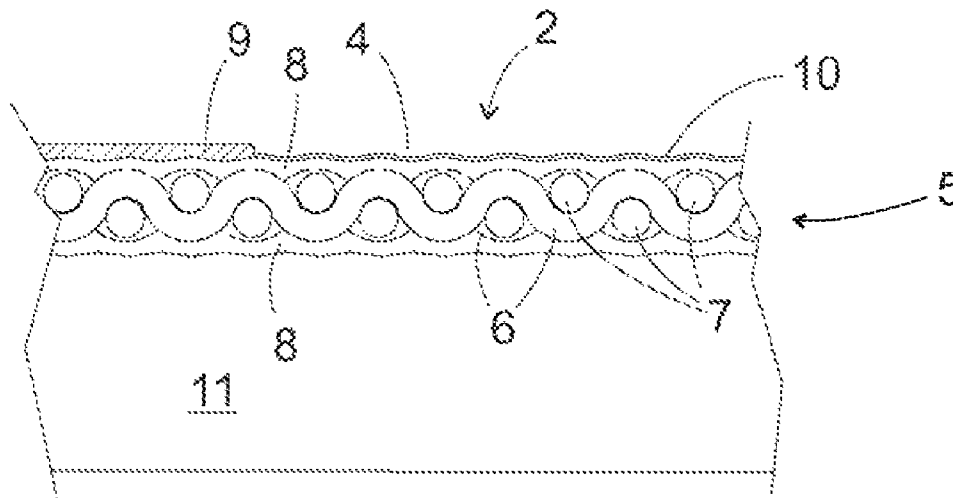


Fig. 1

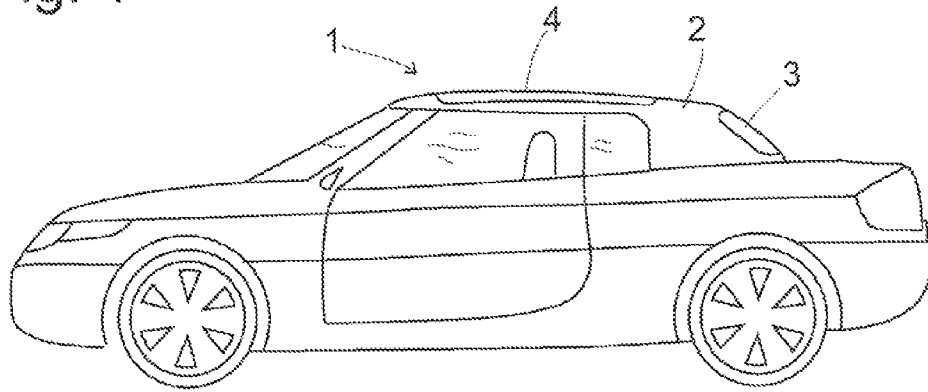


Fig. 2

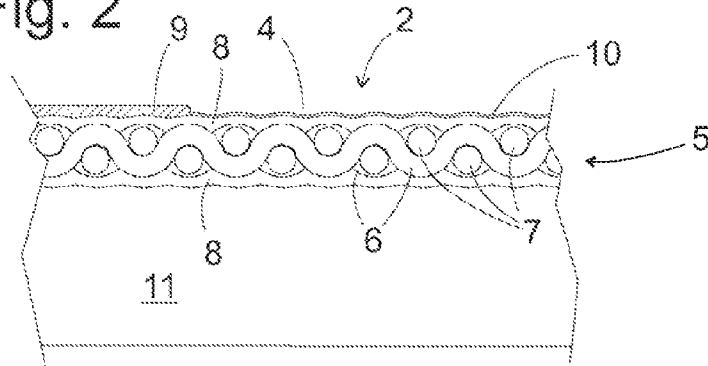


Fig. 3

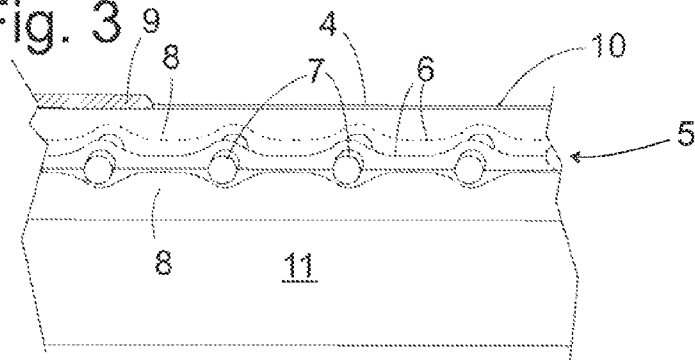


Fig. 4

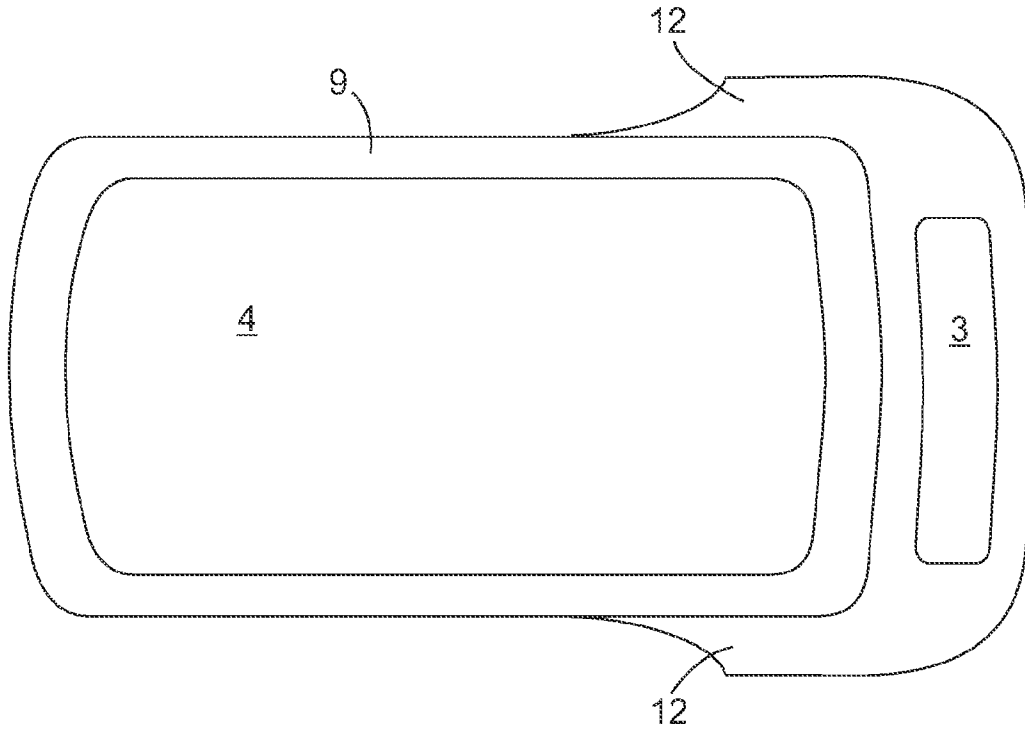


Fig. 5

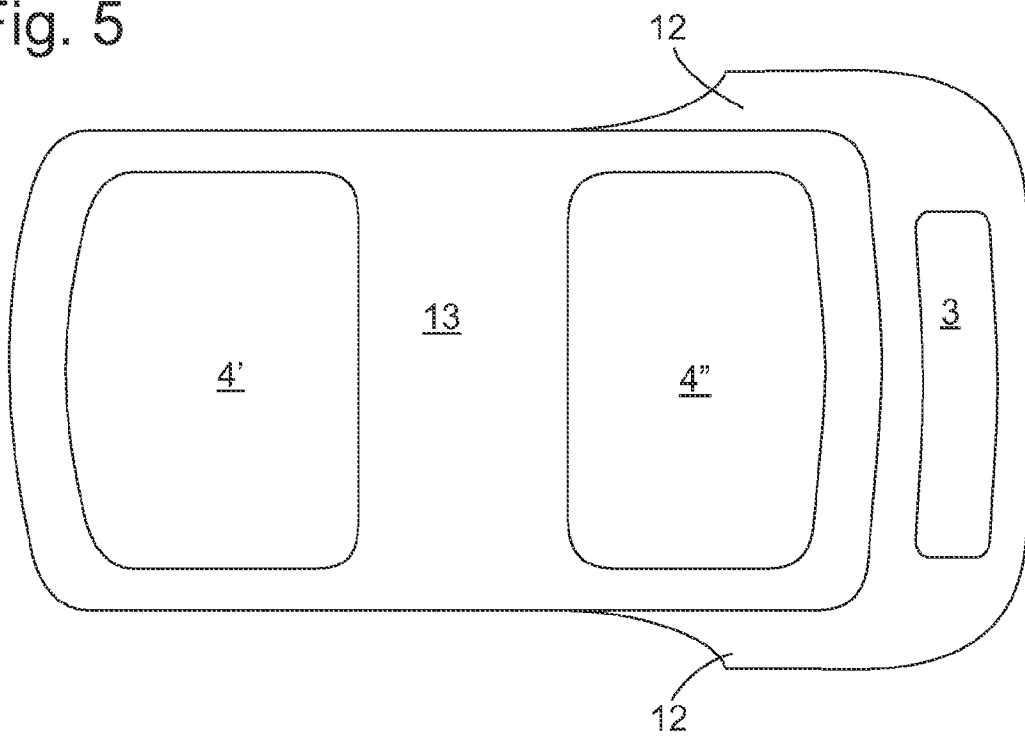
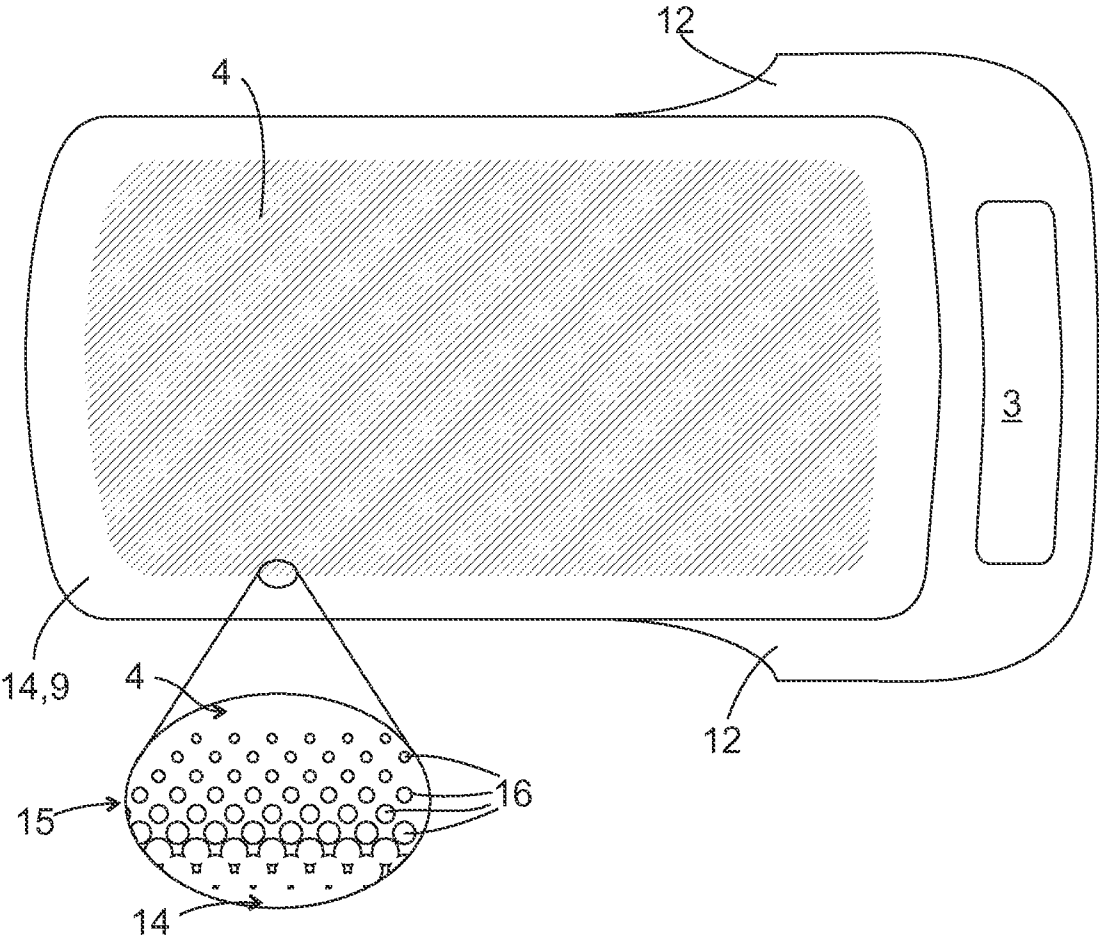


Fig. 6



1

**CABRIOLET SOFT TOP****CROSS-REFERENCE TO RELATED APPLICATION**

This application claims priority to European Patent Application No. 07007139.4, filed Apr. 5, 2007, which is incorporated herein by reference in its entirety.

**TECHNICAL FIELD**

The present invention generally relates to a soft top more particularly a soft top for a cabriolet.

**BACKGROUND**

A soft top conventionally comprises a rainproof fabric layer which is supported by articulated struts of a roof support structure, so as to be movable between a deployed position in which it covers the passenger compartment of a vehicle and a retracted position in which it is folded down near the rear end of the passenger compartment.

In order for the driver to be able to look backwards, the soft top must have a rear window, which must be made of a material which is both clear and flexible. As pointed out in EP 0 284 931, such a window tends to become brittle with age, and may crack when the soft top is folded or unfolded, in particular since in the unfolded state it is subject to substantial tensile stress. Repairing the window is laborious and expensive. In order to reduce the risk of breakage, the rear window of a cabriolet soft top is usually smaller than that of a sedan model of the same vehicle type, so that the passenger compartment of the cabriolet tends to be dark and sombre when the soft top is deployed.

The present invention aims at providing a soft top for a cabriolet which makes the passenger compartment bright when deployed, allowing the passengers to experience an "open air feeling" even when driving with the soft top closed, and which is nevertheless resistant to aging. In addition, other desirable features and characteristics of the present invention will become apparent from the subsequent summary, detailed description and the appended claims, taken in conjunction with the accompanying drawings and this background.

**SUMMARY**

The foregoing goal and other goals are achieved according to the invention by a soft top for a cabriolet comprising at least a translucent rainproof fabric layer. Although the term "translucent" is used as a generic term here, including the notions "transparent" or "clear", such a fabric layer is will usually not be transparent or clear, but will scatter the light that passes through it. Nevertheless it will allow the passenger compartment to brighten considerably when compared to a conventional opaque tarpaulin. The fabric is by nature more resistant to aging and brittleness than a homogeneous flexible window, for although the fibres of the fabric might be made of the same material as a flexible window and might be expected to exhibit the same aging deterioration, fissures are confined to individual fibres and cannot grow into macroscopic cracks larger than the fabric mesh.

A suitable translucent fabric may be obtained using translucent thread. Such a thread may be a monofilament of conventional synthetic fibre material, such as polyester.

Alternatively, if the fabric layer has spaced-apart threads, spaces between the threads can be filled by a translucent

2

filling material. Of course, the threads of such a fabric layer might be transparent themselves, too.

The rainproof fabric layer can be part of a multilayer structure, other layers serving different purposes such as reflecting infrared radiation, absorbing light, etc.

In particular, if the multilayer structure comprises a light-absorbing layer, a window may be formed in the light-absorbing layer for illuminating the passenger compartment.

For absorbing noise (e.g., of rain falling on the soft top) a gel layer may be provided in the multilayer structure.

**BRIEF DESCRIPTION OF THE DRAWINGS**

The present invention will hereinafter be described in conjunction with the following drawing figures, wherein like numerals denote like elements, and

FIG. 1 is a side view of a cabriolet with an unfolded soft top;

FIG. 2 is a cross section of a multilayer structure of a soft top according to a first embodiment of the invention;

FIG. 3 is a cross section of a multilayer structure of a soft top according to a second embodiment of the invention;

FIG. 4 is a top view of a first modification of the soft top;

FIG. 5 is a top view of a second modification; and

FIG. 6 is a top view of a third modification of the soft top.

**DETAILED DESCRIPTION**

The following detailed description is merely exemplary in nature and is not intended to limit the invention or the application and uses of the invention. Furthermore, there is no intention to be bound by any theory presented in the preceding background or the following detailed description.

FIG. 1 is a side view of a cabriolet according to the present invention, with a soft top **1** in an unfolded position. A multilayer tarpaulin **2** is conventionally supported by an articulated support structure so as to be movable between the unfolded position shown and a collapsed position in which the tarpaulin is folded near the rear end of the passenger compartment. A rear window **3** made of a transparent material is mounted in a cut-out of a rear slope of the tarpaulin **2**. In a substantially horizontal roof portion of tarpaulin **2**, a large translucent patch **4** is formed.

FIG. 2 is a cross section of the roof portion of tarpaulin **2** according to a first embodiment of the invention. The tarpaulin comprises a fabric layer **5** formed of thick monofilaments as warp and weft threads (**6**, **7**), respectively, embedded in a filling material **8**. The monofilaments are formed of a rugged, translucent synthetic fibre material (e.g., polyester). The filling material **8** is applied, for example, by spraying or spreading a solution of a translucent resin on the fabric and evaporating the solvent, or by applying a film of a flexible translucent thermoplastic material to a side of the fabric and pressing the film into interstices of the fabric while heating it. The filling material makes the fabric rainproof by filling the interstices between the threads (**6**, **7**), additionally it may improve translucency of the fabric layer **5** if its refractive index is close to that of the threads (**6**, **7**). Eventually, multifilament threads might also be used for forming the fabric; in that case the filaments of the threads can be embedded in a filling material having a refractive index similar to that of the filaments in order to make the individual threads translucent.

All around the translucent patch **4**, an opaque layer **9** is laminated on top of the fabric layer **5**, so that supporting struts of the articulated support structure extending underneath are not visible from outside the vehicle.

3

At least within translucent patch **4**, and possibly also on top of opaque layer **9**, an IR-reflective layer or coating **10** is provided in order to prevent excessive heating of the passenger compartment in case of the sun shining on the closed soft top. As an alternative or additional means to prevent overheating, an electric fan, not shown, might be powered by photovoltaic elements formed on the tarpaulin **2** itself or at another appropriate location of the vehicle body.

At an inner side of fabric layer **5**, a translucent gel layer **11** is provided. This gel layer **11** is the thickest layer of the tarpaulin **2**, making up for the major portion of its weight. A suitable transparent gel on a polyurethane basis is available from Bayer AG under the trade name Technogel®. Due to the high weight conferred to the tarpaulin **2** by this gel layer **11**, outside noise, especially the noise of rain falling on the tarpaulin **2**, is efficiently dampened.

FIG. **3** is a cross section of a tarpaulin **2** according to a second embodiment of the invention. In this embodiment, the fabric layer **5** comprises a wide-meshed, net-like fabric embedded in a layer of translucent filling material **8**. Here, the fabric layer **5** may, for example, be obtained by laminating the fabric between two translucent films which merge to form the filling material layer. The threads (**6**, **7**) of the fabric may, but need not, be translucent in this embodiment.

An opaque layer **9**, an IR-reflective layer or coating **10** and a gel layer **11** are similar to those described above with respect to the first embodiment.

FIG. **4** is a top view of the tarpaulin **2** according to the first or second embodiment, as described above. The roof portion is mainly formed of the transparent patch **4**, extending above front and rear seats of the passenger compartment and surrounded by the opaque layer **9**. The opaque layer **9** is also provided in C-column regions **12** and in the rear slope portion of the tarpaulin, surrounding rear window **3**.

FIG. **5** is a top view of a modified version of tarpaulin **2**. Here, two smaller transparent patches (**4'**, **4''**) are formed in the roof portion of tarpaulin **2**, one **4'** above the front seats and the other **4''** above the rear seats. A central strip **13** of the opaque layer conceals a crossbar of the roof support structure. If desired, only one of the two patches (**4'**, **4''**) may be provided. A large variety of modified versions may be provided at low cost, such as by manufacturing a single basic version of the tarpaulin, without the opaque layer **9**, and forming on this basic tarpaulin various opaque patterns (e.g., by screen printing).

In particular, printing techniques such as screen printing may be used for adjusting the degree of translucency of the tarpaulin. As shown in FIG. **6**, between a border zone **14** of the tarpaulin **2**, in which the opaque layer **9** is continuous, and the transparent patch **4**, there may be a transition zone **15** in which the opaque layer is printed intermittently, here in the form of dots **16**, the size of which gradually decreases from the border zone **14** towards the transparent patch **4**.

In a similar way, according to a further modification, opaque dots may be distributed all over the transparent patch **4** itself, so that the occupants may feel like sitting in light shade. Since the printing pattern of the opaque layer **9** can easily be varied, versions of the soft top can be provided in which the size of the dots and, hence, the degree of shading is adapted to the climate of the country where the vehicle is expected to be driven.

While at least one exemplary embodiment has been presented in the foregoing detailed description, it should be appreciated that a vast number of variations exist. It should also be appreciated that the exemplary embodiment or exemplary embodiments are only examples, and are not intended to limit the scope, applicability, or configuration of the invention

4

in any way. Rather, the foregoing detailed description will provide those skilled in the art with a convenient road map for implementing an exemplary embodiment of the invention, it being understood that various changes may be made in the function and arrangement of elements described in an exemplary embodiment without departing from the scope of the invention as set forth in the appended claims and their legal equivalents.

The invention claimed is:

**1.** A cabriolet soft top comprising:

a substantially translucent fabric layer including:

a warp thread;

a weft thread;

a translucent filling material substantially filling the interstices between the warp thread and the weft thread;

an IR-reflective layer overlying the substantially translucent fabric layer; and

an opaque layer laminated on top of the substantially translucent fabric layer to define a translucent patch comprised of the substantially translucent fabric layer;

wherein the cabriolet soft top is configured to transition between an unfolded position and a collapsed position.

**2.** A soft top for a cabriolet comprising:

a tarpaulin, comprised of:

a monofilament warp thread;

a monofilament weft thread; and

a translucent filling material substantially filling the interstices between the monofilament warp thread and the monofilament weft thread to form a substantially translucent fabric, wherein the substantially translucent fabric is part of a multilayer structure including an infrared (IR) reflective layer overlying the substantially translucent fabric;

wherein the tarpaulin is configured to accommodate transitioning between an unfolded position and a collapsed position, and wherein the tarpaulin further comprises:

a substantially horizontal roof portion;

a rear slope portion having a rear window disposed therein;

an opaque layer laminated on top of the substantially translucent fabric around a translucent patch and surrounding the rear window; and

a translucent gel layer on an inner side of the substantially translucent fabric;

wherein the substantially translucent fabric provides the translucent patch in the substantially horizontal roof portion; and

wherein the translucent patch extends above front and rear seats of a passenger compartment of the cabriolet.

**3.** A cabriolet soft top comprising:

a substantially translucent fabric layer comprising:

a warp thread;

a weft thread;

a translucent filling material substantially filling the interstices between the warp thread and the weft thread; and

an IR-reflective layer overlying the substantially translucent fabric layer;

wherein the substantially translucent fabric layer is configured to transition between an unfolded position and a collapsed position; and wherein the substantially translucent fabric layer further comprises:

a substantially horizontal roof portion;

a rear slope portion having a rear window disposed therein;

5

an opaque layer laminated on the substantially translucent fabric layer around the translucent patch and surrounding the rear window; and  
a translucent gel layer on an inner side of the substantially translucent fabric layer;  
wherein the substantially translucent fabric layer provides a translucent patch in the substantially horizontal roof portion; and  
wherein the translucent patch extends above front and rear seats of a passenger compartment of the cabriolet.  
4. A cabriolet soft top comprising:  
a substantially horizontal roof portion;  
a rear slope portion, coupled to and continuous with the substantially horizontal roof portion, having a rear window disposed therein;  
a multilayer tarpaulin structure, disposed upon and covering the substantially horizontal roof portion and the rear slope portion, comprising:

6

a substantially translucent fabric, comprising:  
a monofilament warp thread;  
a monofilament weft thread;  
a translucent filling material substantially filling the interstices between the monofilament warp thread and the monofilament weft thread; and  
a translucent patch in the substantially horizontal roof portion, extending above front and rear seats of a passenger compartment of the cabriolet;  
an opaque layer, laminated on top of the substantially translucent fabric layer around the translucent patch and surrounding the rear window;  
a translucent gel layer on an inner side of the substantially translucent fabric to dampen noise; and  
an infrared (IR) reflective layer overlying the substantially translucent fabric within the translucent patch.

\* \* \* \* \*