

## GENERAL MOTORS CORPORATION

October 6, 1976

Mr. A. G. Detrick, Director  
Office of Defects Investigation  
Motor Vehicle Programs  
National Highway Traffic Safety Adm.  
U. S. Department of Transportation  
400 Seventh Street, S. W.  
Washington, D. C. 20590

Dear Mr. Detrick:

The United States District Court for the District of Columbia entered an order in Civil Actions Nos. 75-0047 and 75-0049 on July 23, 1976 ordering General Motors to send notifications specified in Section 113(c) of the Safety Act of 1966 to purchasers of 1965 and 1966 model year Chevrolets and 1966 model year Buicks equipped with Rochester Quadrajets carburetors. On August 4, 1976, General Motors filed its Notice of Appeal and moved for a stay of the District Court order to send the notifications pending the outcome of the appeal. The Court of Appeals denied the request for a stay on August 24, 1976.

Promptly thereafter General Motors informed the United States Department of Justice that the notifications would be sent at once. At the request of the Justice Department, the notification letters were submitted for review and General Motors was informed that the Justice Department regarded the letters as insufficient. After discussions between General Motors and the Justice Department concerning the language of the notification letters reached an impasse, General Motors filed a motion with the United States District Court for the District of Columbia for approval of the letters. On September 29, 1976 the court entered an order approving the letters as being in compliance with its order of July 23, 1976.

This matter is still on appeal and it should be clearly understood that in submitting the following information pursuant to Federal Regulation 573.4, General Motors does not agree with the December 19, 1974 NHTSA determination:

573.4(c)(1) Buick and Chevrolet Motor Divisions, General Motors Corporation.

573.4(c)(2)(3)(4) The identifying classification, the estimate number of vehicles involved, the inclusive dates of manufacture and the estimate percentage of the vehicles potentially affected are shown on the attached schedule.

*This page intentionally left blank*

NOTYON'S IN  
SIOECTS  
JHP

of 8 MW

2017

Mr. A. G. Detrick  
October 6, 1976  
Page 2

76-0160 (02)


573.4(c)(5) The Administrator's letter dated December 19, 1974 contains this information.

573.4(c)(6) This determination was made by the Administrator. Any chronology of principle events that were the basis of his determination should be available in the files of the NHTSA.

573.4(c)(7) Pursuant to the court order, General Motors will send notification letters by first-class mail to the persons who, according to R. L. Polk and Company, are registered as owners of 1965 or 1966 model year Chevrolets and 1966 model year Buicks equipped with Rochester Quadrajets carburetors. These letters will inform the owners that a special bracket designed to retain the carburetor fuel inlet plug will be installed at no charge.

573.4(c)(8) Representative copies of the owner notification letters and the dealer bulletins are attached.

Very truly yours,

  
O. R. Pansa (H.R.)  
Director  
Service Section

lmc

Attachments

*This page intentionally left blank*

VEHICLES POTENTIALLY AFFECTED BY MAKE, MODEL, AND MODEL YEAR  
PLUS INCLUSIVE DATES OF MANUFACTURE

Make	Model Series	Model Year	Number Involved (Notifications)	Inclusive Manufacturing Dates (From) (To)	Other descriptive information to properly identify vehicles	Est. No. W/Condition
Buick	Gran Sport Wildcat Electra Riviera	1966 1966 1966 1966	16,130	SOP 3/28/66	Equipped with Rochester Quadrajets Carburetors.	16,130
Chevrolet	Chevrolet &	1965 &	795,050	All 1965's	Equipped with Rochester Quadrajets Carburetors.	*290,228
Chevrolet	Chevelle	1966		SOP 3/28/66		

\*This figure is the total number of 1965 & 1966 Chevrolets manufactured with Rochester Quadrajets Carburetors during the inclusive date. The actual number still in service is unknown.

*This page intentionally left blank*



TO: ALL CHEVROLET DEALERS

16-0160 (04)

The purpose of this bulletin is to inform you that Chevrolet Motor Division is recalling some 1965 and 1966 models equipped with Rochester Quadra-jet carburetors to install a special bracket designed to prevent loss of the carburetor inlet plug at no charge to owners.

The Administrator of the National Highway Traffic Safety Administration had determined that a defect which relates to motor vehicle safety exists in some 1965 and 1966 model Chevrolets equipped with a V-8 engine and Rochester Quadra-jet (4 barrel) carburetor. General Motors contested that determination in the United States District Court for the District of Columbia. The District Court decided in favor of the Administrator. General Motors is appealing that decision, but is required to send the attached owner letter to present owners of the vehicles in question even though the appeal has not been decided.

The Administrator concluded that the fuel inlet plug on the Rochester Quadra-jet carburetor originally installed on 1965 and 1966 model Chevrolets is subject to failure "which results in the high probability of engine compartment fire, as well as the possible injury from fire or from loss of vehicle control which may result." The possible plug failure involved would result in fuel leakage into the engine compartment. Under certain conditions, an underhood fire could then result. Such a fire could, in time, spread to the passenger compartment and cause burn injuries to occupants remaining in the vehicle.

#### DEALER ACTION

Dealers are to install a special bracket on the carburetor which is designed to prevent loss of the fuel inlet plug.

#### DEALER CAMPAIGN RESPONSIBILITY

Dealers are to service all vehicles subject to this campaign regardless of mileage, age of vehicle, or ownership from this time forward.

DEALER CAMPAIGN RESPONSIBILITY (Cont'd)

76-0160-05

Whenever a vehicle subject to this campaign is taken into your used vehicle inventory in the future, you should take the steps necessary to be sure the campaign correction has been made before reselling the vehicle.

VEHICLES INVOLVED

Certain 1965 and 1966 Full Size Chevrolet, Chevelle and El Camino models equipped with a Rochester Quadra-jet carburetor identified below are involved.

<u>YEAR</u>	<u>MODEL</u>	<u>ENGINE OPTION</u>
1965	Full Size Chevrolet	RPO L35 396 C.I.D.
1966	Full Size Chevrolet	RPO L35 396 C.I.D. RPO L30 327 C.I.D. RPO L36 427 C.I.D.
1966	Chevelle/El Camino	RPO L35 396 C.I.D.

PARTS INFORMATION

Special bracket kit number 66C12, will be furnished to all dealers at no charge. Each kit will consist of the following parts: (1) bracket, (1) set screw, (1) jam nut and (1) installation instruction sheet.

NOTE: Initially, each dealer will be shipped six (6) kits automatically. Additional kits, if required, can be obtained from your Zone Service Department.

OWNER NOTIFICATION

Owners will be notified by Chevrolet of this campaign on their vehicle. See copy of owner letter included with this bulletin.

SERVICE PROCEDURE

- 1) Remove air cleaner assembly.
- 2) Remove air horn to float bowl screw from front of carburetor. See Figure 1.
- 3) Install special bracket using carburetor screw removed in Step 2 above. Tighten screw to 45 lb. in. See Figure 2.



SERVICE PROCEDURE (Cont'd)

76-0160 (06)

- 4) Install set screw in bracket with 3/32" allen wrench. Turn screw in until it just contacts fuel inlet passage plug, then tighten set screw one-half turn more. See Figure 2.
- 5) Install jam nut on exposed end of screw. Tighten to 45 lb. in. while holding set screw with allen wrench to prevent it from turning in further.
- 6) Reinstall air cleaner assembly.

LABOR ALLOWANCE, FIX CODE AND CAMPAIGN CLAIM REPAIR CODE

The following labor allowance is applicable.

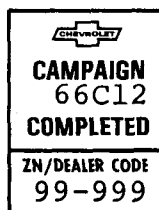
<u>Fix Code</u>	<u>Repair Code</u>	<u>Time Allowance</u>	<u>Description</u>
1	A	.2 Hrs.	Inspect Vehicle, Vehicle does not have Rochester Quadra-jet Carburetor
1	B	.2 Hrs.	Inspect and Install Kit Number 66C12

.1 Hours Dealer Administrative Detail associated with this campaign.

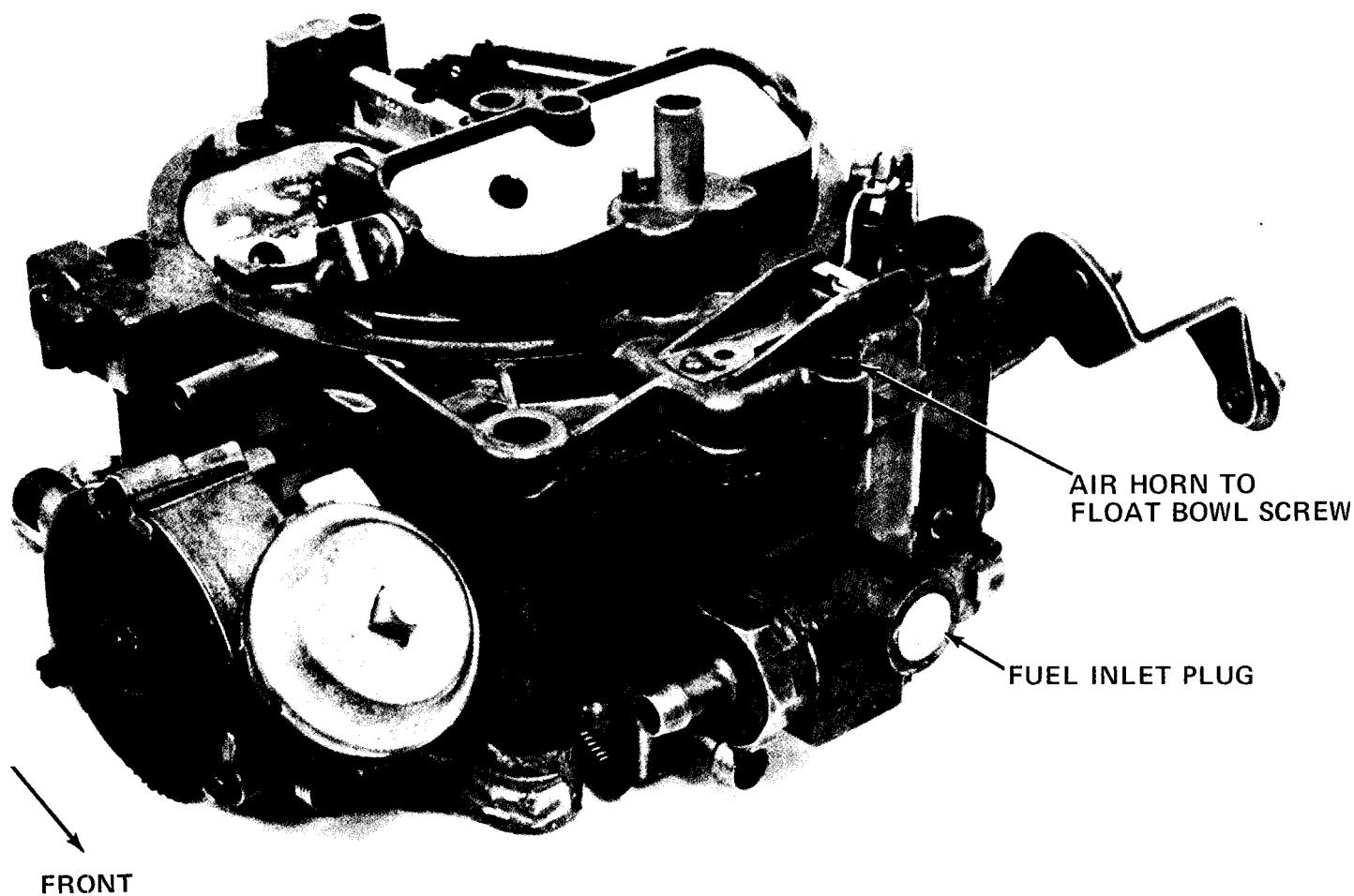
NOTE: Dealer will automatically be credited 30% (.09) of dealer net for parts furnished at no charge by Chevrolet.

CAMPAIGN IDENTIFICATION LABEL

Each vehicle modified in accordance with the instructions outlined in the Product Campaign Bulletin will require a "Campaign Identification Label." Each label provides a space to include the five (5) digit Campaign Number and (5) digit Dealer Code of the dealer performing the campaign service. This information may be inserted with a typewriter or ballpoint pen.



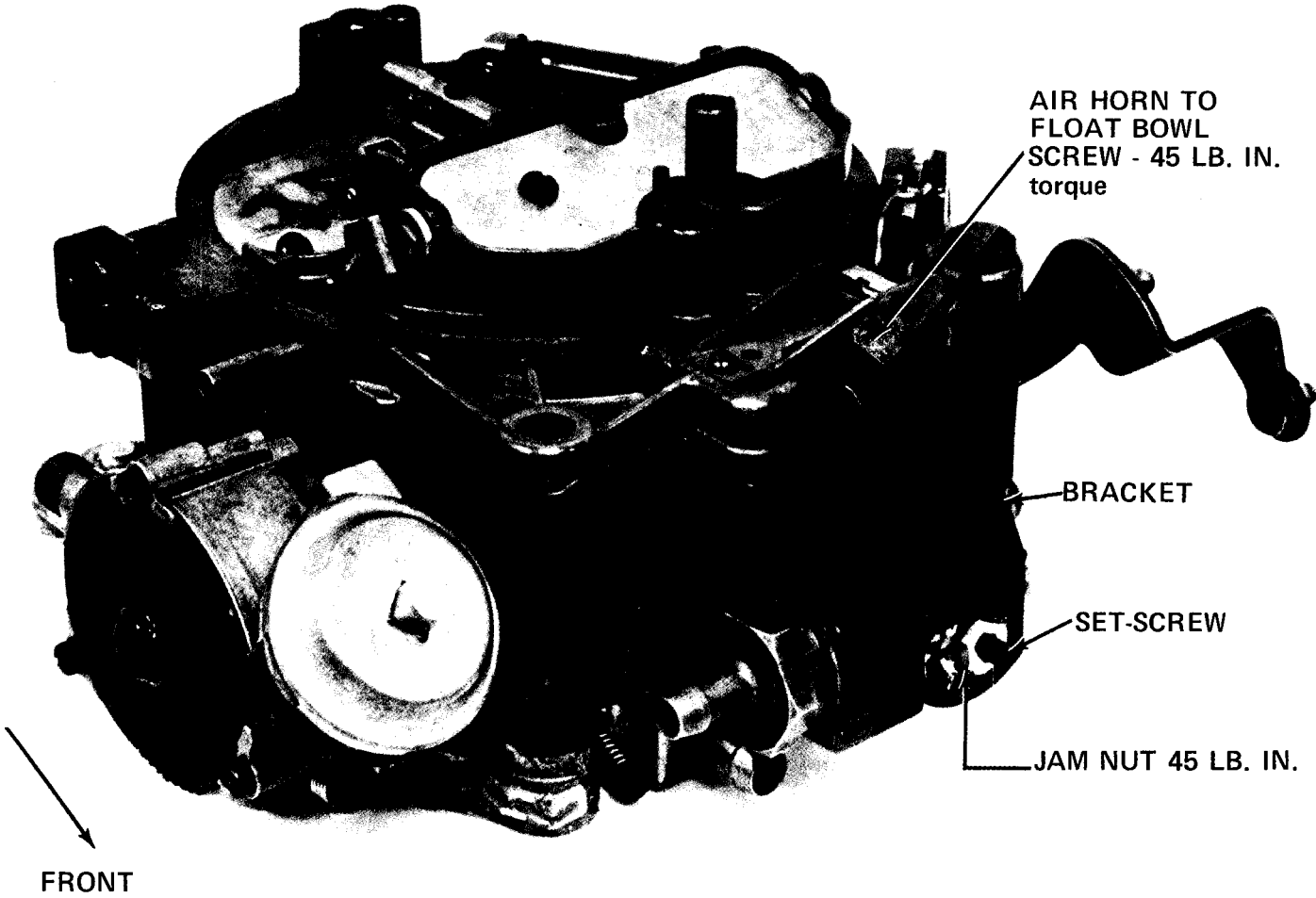
16-0160 (07)



ROCHESTER QUADRA-JET CARBURETOR ILLUSTRATION

FIGURE 1

76-0160 (08)



ROCHESTER QUADRA-JET CARBURETOR ILLUSTRATION

FIGURE 2

CAMPAIGN IDENTIFICATION LABEL (Cont'd)

78-0160 (09)

Each "Campaign Identification Label" is to be located on the radiator core support in an area which will be visible when the vehicle is brought in for periodic servicing by the owner.

Apply "Campaign Identification Label" only on a clean dry surface.

ADMINISTRATIVE PROCEDURE

THE APPROPRIATE CAMPAIGN HANDLING AND ADMINISTRATIVE PROCEDURE MAY BE FOUND IN THE CHEVROLET SERVICE POLICIES AND PROCEDURES MANUAL, SECTION 5, PART 1 THRU 7, DATED NOVEMBER 1, 1975 IN YOUR DEALERSHIP.

Chevrolet Motor Division  
General Motors Corporation



**CHEVROLET MOTOR DIVISION**

General Motors Corporation

(Notification Used By Chevrolet Motor Division)

76-0160 (10)

Central Office  
General Motors Building  
Detroit, Michigan 48202

Dear Chevrolet Owner:

This notice is sent to you in accordance with the requirements of the National Traffic and Motor Vehicle Safety Act.

The Administrator of the National Highway Traffic Safety Administration has determined that a defect which relates to motor vehicle safety exists in some 1965 and 1966 model Chevrolets equipped with a V-8 engine and a Rochester Quadra-jet (4 barrel) carburetor. General Motors contested that determination in the United States District Court for the District of Columbia. The District Court decided in favor of the Administrator. General Motors is appealing that decision, but this letter is required to be sent even though the appeal has not been decided.

The Administrator concluded that the fuel inlet plug on the Rochester Quadra-jet carburetor originally installed on 1965 and 1966 model Chevrolets is subject to failure "which results in the high probability of engine compartment fire, as well as the possible injury from fire or from loss of vehicle control which may result." The possible plug failure involved would result in fuel leakage into the engine compartment. Under certain conditions, an underhood fire could then result. Such a fire could, in time, spread to the passenger compartment and cause burn injuries to occupants remaining in the vehicle.

To assist you in determining whether your vehicle is equipped with the subject carburetor, illustrated carburetor identification instructions are attached. If your vehicle is not equipped with the Rochester Quadra-jet carburetor shown in the attached illustration, please mark the enclosed owner reply card accordingly. No further action will be required by you and the instructions contained in this letter do not apply.

Should your vehicle be equipped with the illustrated Rochester Quadra-jet carburetor, it will be necessary to take your vehicle to your Chevrolet dealer for further inspection and/or modification as required. Until you have your Chevrolet corrected, you should be responsive to any odor of gasoline or indications of smoke from the engine compartment. In the event you observe such conditions, you should drive to the side of the road and exit your vehicle. To avoid burned fingers in the event there is a fire, make no attempt to open the hood until it has cooled.

To prevent the possibility of this condition occurring on your vehicle, please contact your Chevrolet dealer on or after October 15, 1976. If your vehicle is equipped with a Rochester Quadra-jet carburetor, your dealer will install at no charge to you, a special bracket designed to retain the fuel inlet plug.



Before taking your car to your dealer, you should make an appointment to arrange a mutually satisfactory service date. Instructions for performing this service have been sent to all Chevrolet dealers. It is estimated that parts will be available on October 15, 1976, and that the time required to inspect your carburetor to determine if it requires modification is approximately 5 minutes. The additional time necessary to perform the labor to attach the bracket to the carburetor will be approximately 5 minutes.

If you take your car to your dealer on the mutually agreed upon service date and he does not remedy this defect without charge on that date or within five days, you should contact your nearest Chevrolet Zone Office, either in person or by telephone, for assistance. The locations and phone numbers of zone offices are listed on the reverse side of the last page of this letter. If your dealer or General Motors fails or is unable to remedy this defect without charge within a reasonable time, you may wish to notify the Administrator, National Highway Traffic Safety Administration, Washington, D. C. 20590.

The enclosed campaign card identifies your car. Presentation of this card to your dealer will assist him in making the necessary correction to your car promptly. If you have sold or traded your car, please let us know by completing the enclosed postpaid owner reply card and returning it to us.

Chevrolet Motor Division  
General Motors Corporation

Enclosure



**QUADRAJET IDENTIFICATION  
ON SIDE OF CARBURETOR BODY**

**IF THIS IDENTIFICATION APPEARS ON YOUR  
CARBURETOR, FOLLOW INSTRUCTIONS PRO-  
VIDED IN NOTICE. IF NOT, YOUR VEHICLE  
IS NOT SUBJECT TO THIS NOTICE.**

CHEVROLET ZONE OFFICE ADDRESSES

Irondale, Ala. (Birmingham)  
2300 Crestwood Blvd. 35210  
(205) 595-6121

Tempe, Arizona (Phoenix)  
1625 W. 23rd St. 85282  
(602) 968-2425

Los Angeles, California  
1800 Avenue of the Stars 90067  
(213) 879-9611

Oakland, California  
10910 E. 14th St. 94600  
(415) 562-0553

San Diego, California  
707 Broadway 92112  
(714) 234-7231

Denver, Colorado  
4355 Kearney St. 80200  
(303) 388-5361

Jacksonville, Florida  
8206 Phillips Hwy. 32207  
(904) 733-5050

Doraville, Georgia (Atlanta)  
4060 Motors Industrial Way 30340  
(404) 457-7211

Indianapolis, Indiana  
2350 N. Shadeland Ave. 46206  
(317) 356-7214

South Bend, Indiana  
3002 S. Michigan St. 46614  
(219) 291-5000

Oakbrook, Illinois (Chicago)  
2021 Spring Rd. 60680  
(312) 654-6345

Peoria, Illinois  
2009 N. Knoxville 61601  
(309) 688-8611

Des Moines, Iowa  
818 Fifth Ave. 50305  
(515) 283-1561

Lenexa, Kansas (Kansas City)  
8900 Marshall Dr. 66201  
(913) 888-1400

Louisville, Kentucky  
4501 Indian Trail 40200  
(502) 969-2361

Harahan, La. (New Orleans)  
5401 Jefferson Hwy. 70123  
(504) 733-6850

Portland, Maine  
150 Riverside St. 04104  
(207) 773-2937

Hanover, Maryland (Baltimore)  
1800 Parkway Drive 21201  
(301) 796-3640

Westwood, Mass. (Boston)  
505 Blue Hill Drive 02090  
(617) 329-2300

Grand Blanc, Michigan (Flint)  
5198 Territorial Road 48439  
(313) 694-7007

Southfield, Michigan (Detroit)  
15565 Northland Drive 48075  
(313) 424-2011

Edina, Minn. (Minneapolis)  
7600 Metro Blvd. 55424  
(612) 835-3000

Maryland Heights, Mo. (St. Louis)  
83 Progress Parkway 63043  
(314) 878-4200

Omaha, Nebraska  
11616 "I" Street 68100  
(402) 333-4500

Englewood, N. J. (Newark)  
385 Nordhoff Place 07631  
(201) 567-1650

Bethpage, Long Island, N. Y.  
175 Central Ave., South 11714  
(516) 694-7970



CHEVROLET ZONE OFFICE ADDRESSES (Cont'd)

Cheektowaga, N. Y. (Buffalo)  
2615 Walden Ave. 14225  
(716) 684-8025

Syracuse, N. Y.  
107 Twin Oaks Drive 13200  
(315) 437-2861

Tarrytown, N. Y.  
371 S. Broadway 10591  
(914) 332-0136

Charlotte, N. C.  
701 Interstate 85 28200  
(704) 392-6311

Fargo, N. D.  
W. Frontage Rd., Hwy I-29 58102  
(701) 282-4451

Parma, Ohio (Cleveland)  
12990 Snow Rd. (Parma) 44129  
(216) 265-5600

Sharonville, Ohio (Cincinnati)  
11575 Reading Rd. 45241  
(513) 841-5927

Oklahoma City, Oklahoma  
12 N.E. 36th Street 73100  
(405) 521-9776

Beaverton, Oregon (Portland) 97005  
15005 S. W. Tualatin Valley Hwy  
(503) 646-8231

Carnegie, Penn. (Pittsburgh)  
507-527 Forrest Ave. 15106  
(412) 923-2500

King of Prussia, Pa. (Philadelphia)  
935 First Avenue 19406  
(215) 265-9380

Harrisburg, Pennsylvania  
Pennsboro Office Center  
Taylor Bridge Bypass  
Wormleysburg, Penn. 17105  
(717) 233-7951

Memphis, Tenn.  
3495 Lamar Ave. 38100  
(901) 363-3612

Dallas, Texas  
8635 Stemmons Freeway 75200  
(214) 637-3110

Houston, Texas  
4807 Wake Forest St. 77000  
(713) 668-0511

Salt Lake City, Utah  
116 No. 2400 W. 84122  
(801) 328-0827

Sandston, Va. (Richmond)  
5450 Lewis Road 23150  
(703) 222-2840

Charleston, W. Virginia  
1205-1211 Virginia St. E. 25300  
(304) 344-2301

Bellevue, Washington (Seattle)  
Bellevue Business Center Building  
Suite 300  
777 106th Ave., N.E. 98009  
(206) 455-5100

Milwaukee, Wisconsin 53200  
4066 N. Port Washington Ave.  
(414) 964-1041

# NOTES



# BUICK DEALER PRODUCT CAMPAIGN

BULLETIN

76-0160 (15)

Model Year	1966
Bulletin No.	66-C-1
File in Group	64
Number	21
Date	Oct. 1976

**SUBJECT:** Rochester Quadrajct Carburetor Fuel Inlet Plug Retention

**MODELS AFFECTED:** 1966 Models Equipped With Rochester Quadrajct Carburetors

CIRCULATE TO  
DEPT. MARKED  
WITH "X"

SERV. MGR.	X
PARTS MGR.	X
CHASSIS SHOP FOREMAN	X
BODY SHOP FOREMAN	
WARRANTY DEPARTMENT	X
CHASSIS TECHNICIANS	X
BODY TECHNICIANS	
SALES PERSONNEL	

The purpose of this bulletin is to inform you that Buick Motor Division is recalling some 1966 models equipped with Rochester Quadrajct carburetors to install a special bracket designed to prevent loss of the carburetor inlet plug at no charge to owners.

The Administrator of the National Highway Traffic Safety Administration had determined that a defect which relates to motor vehicle safety exists in some 1966 model Buicks equipped with a V-8 engine and Rochester Quadrajct (4 barrel) carburetor. General Motors contested that determination in the United States District Court for the District of Columbia. The District Court decided in favor of the Administrator. General Motors is appealing that decision, but is required to send the attached owner letter to present owners of the vehicles in question even though the appeal has not been decided.

The Administrator concluded that the fuel inlet plug on the Rochester Quadrajct carburetor originally installed on 1966 model Buicks is subject to failure "which results in the high probability of engine compartment fire as well as the possible injury from fire or from loss of vehicle control which may result." The possible plug failure involved would result in fuel leakage into the engine compartment. Under certain conditions, an underhood fire could then result. Such a fire could in time spread to the passenger compartment and cause burn injuries to occupants remaining in the vehicle.

DEALER ACTION

Dealers are to install a special bracket on the carburetor which is designed to prevent loss of the fuel inlet plug.

DEALER CAMPAIGN RESPONSIBILITY

Dealers are to service all vehicles subject to this campaign regardless of mileage, age of vehicle, or ownership from this time forward.

Whenever a vehicle subject to this campaign is taken into your used vehicle inventory in the future, you should take the steps necessary to be sure the campaign correction has been made before reselling the vehicle.

76-0160 (16)

VEHICLES INVOLVED

Certain 1966 Buick Rivieras, Wildcats, and Electras equipped with the 425 CID engine and Rochester Quadrajet carburetors and certain 1966 Buick Skylark Gran Sports equipped with 400 CID engines and Rochester Quadrajet carburetors.

Assembly Plant and Series

Vehicle Identification Numbers  
Start of Production Up To

Flint, all Rivieras and Wildcats with A-7, A-8 or A-9 option	6H943743
Flint, Electras with A-7 and Skylark Gran Sport with A-9 option	6H250897
Fremont, Skylark Gran Sport with A-9 option	6Z118531
Kansas City, Wildcats with A-7, A-8, or A-9 option	6X142216
Kansas City, Skylark Gran Sport with A-9 option	6K127067
Wilmington, Wildcat with A-7, A-8 or A-9 option	6Y123971
Atlanta, Wildcat with A-7, A-8 or A-9 option	6D118568

PARTS INFORMATION

Enclosed with your certified mail copy of this bulletin are two (2) special bracket kits 66-C01 which are furnished at no charge. These kits include the following:

- Bracket
- Set screw
- Jam nut
- Instruction sheet
- Campaign identification label

Additional 66-C01 bracket kits, if required, can be obtained by sending a letter from your dealership to the following address:

Michigan Mailers, Inc.  
P. O. Box 246  
Owosso, Michigan 48867

NOTE: Your Buick zone office will have a supply of kits for emergencies.

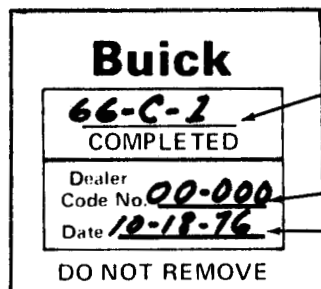
OWNER NOTIFICATION

A letter, a sample of which is included in this bulletin, is being sent by the Flint Service Department to owners of affected vehicles.

# TECHNICAL PROCEDURE

Important: If vehicle has a 66-C-1 campaign label applied to the surface of the upper radiator mounting panel, this campaign has been completed on this vehicle.


1. Remove air cleaner assembly. 76-0160 (17)
2. Remove air horn to float bowl screw from front of carburetor. See Figure 1.
3. Install special bracket using carburetor screw removed in Step 2 above. Tighten screw to 45 lb. in. See Figure 2.
4. Install set screw in bracket with 3/32" allen wrench. Turn screw in until it just contacts fuel inlet passage plug, then tighten set screw one-half turn more. See Figure 2.
5. Install jam nut on exposed end of screw. Tighten to 45 lb. in. while holding set screw with allen wrench to prevent it from turning in further.
6. Reinstall air cleaner assembly.
7. Each vehicle modified in accordance with the instruction outlined in this "Technical Procedure" will require a campaign identification label. Each label provides a space to include the campaign number, the five (5) digit dealer code of the dealer performing the campaign service, and the date vehicle was campaigned. This information may be inserted with a typewriter or ballpoint pen. When installing label, clean the surface of the radiator upper mounting panel and apply the campaign label.

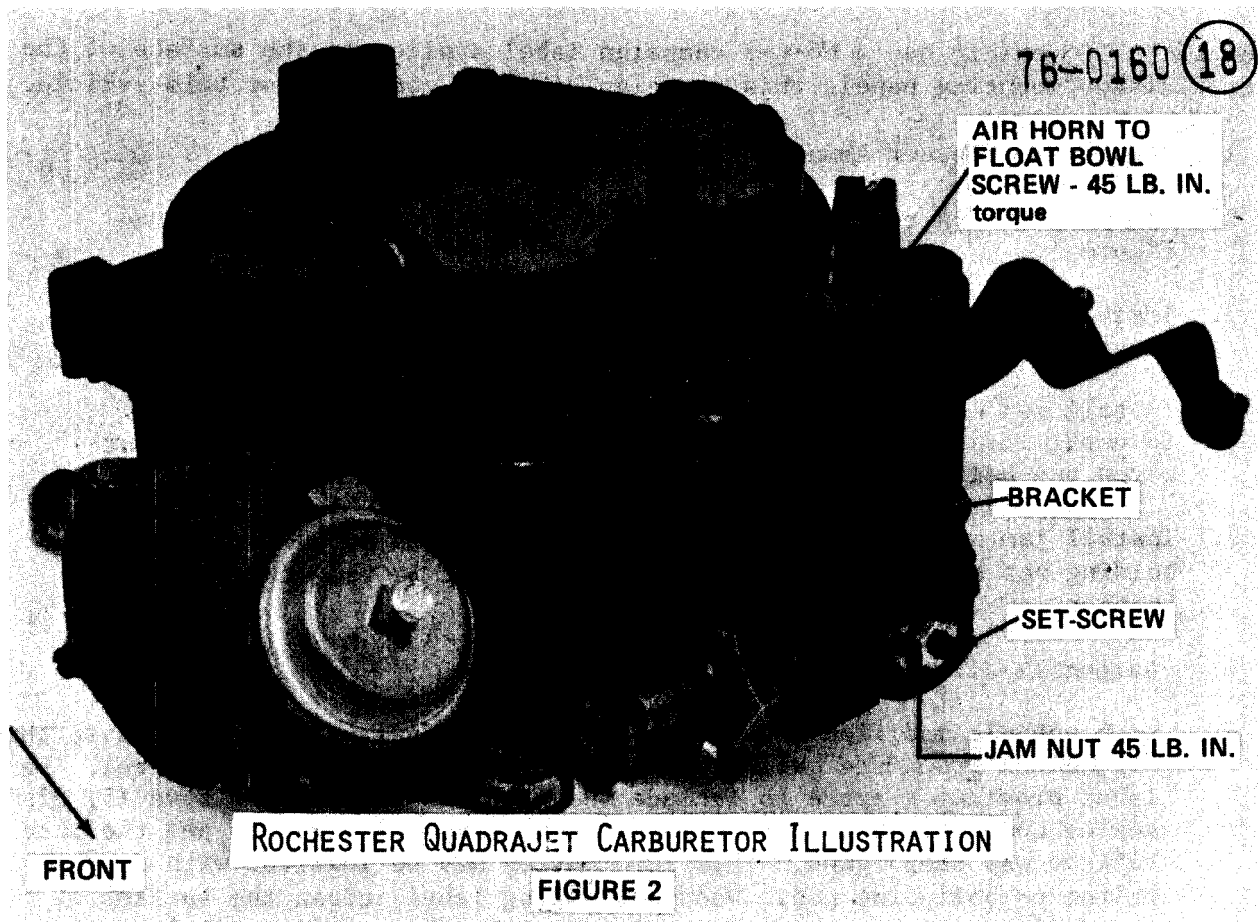


List Campaign Number

List Dealer Code and

Date on Label as shown after Campaign Completed.





WARRANTY INFORMATION

Dealers are to submit each campaigned vehicle as a separate case on the one-line Warranty Document Form S-764. (Claims must be submitted exactly as shown in the example included in this bulletin, with the exception of R. O. Number and VIN information.) Dealers submitting warranty claims by teletype terminal are to transmit campaign completions as a separate case also.

Parts and Labor Credit

Labor allowance includes .1 hour for administration

<u>Labor Operation</u>	<u>Labor Time</u>	<u>Parts Credit</u> (30% of Dealer Price of 66C01 Kit)
A044300	.3 hour	\$.09

To assure accurate records of all transactions on this campaign, it is recommended that campaign repairs for each vehicle be listed on a separate repair order and that owner signs the repair order. Other repairs performed to the vehicle may be listed on the same repair order. Warranty cases other than campaigns may be listed on the same warranty document.

Zone authorization is not required.

**Important:**

Before Typing, Use Areas Below, Indicated By → and ← To Align Form in Typewriter.  
Do Not Fold or Staple

# BUICK



## WARRANTY DOCUMENT

BE SURE DOCUMENT IS PROPERLY  
ALIGNED IN TYPEWRITER, USE  
ALIGNMENT GUIDES.

S 764

Dealer Name and Address

HOMETOWN BUICK, INC.  
1234 MAIN ST.  
ANY TOWN, U. S. A.

Dealer Code

Zone & Dir.

16002

Zip Code

48501

Date Written

101576

Document Number

171874

H ←

L N E	Repair Order Number	R.O. Date Month & Day	Vehicle Identification Number	Mileage	Part Count	Failed Part Number	Total Parts Price + 25%	Failure Code	Failed Labor Operations	Labor Oper. Hours	Other Labor Hours	Net item & Type	Line Total	Case Type	Zone Authorization
01	R12356	1015	494876H913812	91461			09	96	A044300	3			309		A
02	R12381	1015	466396Y107364	62711			09	96	A044300	3			309		B
03															C
04															D
05															E
06															F
07															G
08															H
09															I
10															J
11															K
12															L
13															M
14															N
15															O
16															P
17															Q
18															R

REPAIR ORDER NUMBER, DATE,  
MILEAGE MUST BE SHOWN ON  
EVERY CASE.

INSTALL FUEL INLET PLUG KIT

DEALERSHIP SIGNATURE REQUIRED

# BUICK



"The signed dealer hereby certifies that he performed the above work in accordance with the terms of the Policies on Adjustments section of the current Buick Service Policies and Procedures Manual, and hereby applies for credit allowed thereunder based on the information shown herein."

*A. B. Dealer*  
Dealer Signature

**DEALER WARRANTY DOCUMENT**

Original To: Buick Motor Div.  
Warranty Dept.  
Flint, Mich.

76-0160 19



76-0160 (20)

Dear Buick Owner:

This notice is sent to you in accordance with the requirements of the National Traffic and Motor Vehicle Safety Act.

The Administrator of the National Highway Traffic and Safety Administration has determined that a defect which relates to motor vehicle safety exists in some 1966 model Buicks equipped with a V-8 engine and Rochester Quadrajets (4 barrel) carburetor. General Motors contested that determination in the United States District Court for the District of Columbia. The District Court decided in favor of the Administrator. General Motors is appealing that decision, but this letter is required to be sent even though the appeal has not been decided.

The Administrator concluded that the fuel inlet plug on the Rochester Quadrajets carburetor originally installed on 1966 model Buicks is subject to failure "which results in the high probability of engine compartment fire as well as the possible injury from fire or from loss of vehicle control which may result." The possible plug failure involved would result in fuel leakage into the engine compartment. Under certain conditions, an underhood fire could then result. Such a fire could in time spread to the passenger compartment and cause burn injuries to occupants remaining in the vehicle.

Until you have your Buick corrected you should be responsive to any odor of gasoline or indications of smoke from the engine compartment. In the event you observe such conditions, you should drive to the side of the road and exit your vehicle. To avoid burned fingers in the event there is a fire, make no attempt to open the hood until it has cooled.

To prevent the possibility of this condition occurring on your vehicle, please contact your Buick dealer on or after October 15, 1976. He will inspect your carburetor to determine if it is a Rochester Quadrajets carburetor. If it is, your dealer will install at no charge to you a special bracket designed to retain the fuel inlet plug.



Before taking your car to your dealer, you should make an appointment to arrange a mutually satisfactory service date. Instructions for performing this service have been sent to all Buick dealers. It is estimated that parts will be available on October 15, 1976, and that the time required to perform the labor to attach the bracket to the carburetor will be approximately 10 minutes.

If you take your car to your dealer on the mutually agreed upon service date and he does not remedy this defect without charge on that date or within five days, you should contact your nearest Buick Zone Office, either in person or by telephone, for assistance. The locations and phone numbers of zone offices are listed on the reverse side of the last page of this letter. If your dealer or General Motors fails or is unable to remedy this defect without charge within a reasonable time, you may wish to notify the Administrator, National Highway Traffic Safety Administration, Washington, D. C. 20590.

The enclosed campaign card identifies your car. If you have sold or traded your car, please let us know by completing the enclosed post-paid owner reply card and returning it to us.

BUICK MOTOR DIVISION  
General Motors Corporation

Encl.