



# GTR Newsletter December 2020

*Happy Holidays*

*from*

*GTR Auto Modelers!*

## In This Issue:

- Hobby and Club News
- *Scale Auto and Model Cars Updates*
- *Building the ICM 1/24<sup>th</sup> Model T Ford and Renault Kits*
- *Four Book Reviews*
- *Vintage Kit Build: Heller Renault 4CV pie Police Car*

## President's Message: December 2020

As we get close to 2021 I sure hope things improve on the virus front. I was going to go to the show at Serb Hall on Nov. 1, but decided against it due to the latest problems in Wisconsin. Everything I hear it doesn't look good.

We had our November GTR meeting at Gary Ruzalski's house and with Dave Green and Jim Palicka it was just the four of us. The GTR club has always been a small group, but we really are down in size now. I wasn't one of the original GTR members and came to a meeting a little later. We were meeting at the time in a second-floor room in a nursing home. I forget how I came to be aware of the group, but I liked the idea of a small group discussing model building ideas rather than "club" issues. Also, many of the guys were interested in sports racing cars like I am. When I was in New Jersey I went to meetings of the local club. But it wasn't like GTR and I didn't attend that many meetings. We are lucky to have Gary and Jim join us otherwise the club is almost gone. Even just a couple more guys would be great to have join us. I was looking at a club list done just seven years ago and it had 24 names on it. Unfortunately, the guys who really attended meetings have mostly moved out of the area. You can't blame them really considering all the problems the state government has created in the state of Illinois. (My political comment for the day.)

I received the first of the new Model Cars magazine issue. I was very pleased with what I saw. With Scale Auto gone now the timing couldn't be better. I have been in contact with Larry Greenberg who does the kit reviews. I sent him a couple more kits this week. As I understand he has been instrumental in getting the magazine back on its feet. Should be interesting to hear what the message board reviewers have to say. But one comment so far was very good, "it's better than SAE".

Ed Sexton

## Grand Touring & Racing Auto Modelers Based in the Chicago, IL Northwest Suburbs 2002/2003 IPMS/USA Region 5 Chapter of the Year 2007, 2008 & 2015 IPMS/USA Region 5 Newsletter of the Year 2020 Meetings: Every 1st Saturday @ 7:00 p.m.

Location alternates between member's homes and the Algonquin Township Building

Your current GTR Officers are:

President/Contact: Ed Sexton eagle48.1967@yahoo.com  
Secretary/Treasurer: Doug Fisher [kkfisher1@comcast.net](mailto:kkfisher1@comcast.net)

The GTR Newsletter is written and edited by Chuck Herrmann and Doug Fisher. If you or your club has news that you would like to pass on to the modeling community, send the info on to me digitally at [kkfisher1@comcast.net](mailto:kkfisher1@comcast.net) and I will add it to this newsletter as a blurb or link. Show dates are subject to changes/cancelation as dates shown. 2020 club dues are due \$15 measly bucks, send check or give cash to me with your contact information. Thanks! Please make check out to "Doug Fisher" as we could not get a "club" named bank account)



## MAILBAG

by Chuck Herrmann

### Media

#### Model Cars Magazine Update

Great news, friends of MCM! Issue #207 is at the printers and will be in the mail to our subscribers and at our dealers shortly! The long wait is over!

Best regards,

Larry Greenberg

Associate Editor

MODEL CARS Magazine

[larrygre@modelcarsmag.com](mailto:larrygre@modelcarsmag.com)



As I finish up this issue I have not yet received my copy. They confirmed my subscription is still good so once I get it I will comment on it.

### Editorial

We can hope that the demise of *Scale Auto* this creates an opportunity for *Model Cars* to fill the gap. The November issue of *Fine Scale Modelers* had one automotive article, for kit

reviews and new stuff they say to check their on line site. I did, there are auto kit reviews there by many of the same reviewers from *Scale Auto*. It also looks like the stuff in the readers forums were moved over from the *Scale Auto* website.

While at Barnes and Noble recently, I noticed at least six magazines devoted to military modeling, not counting *Fine Scale*. And a recent email from Kalmbach listed at least five model railroading magazines. So the question is why did *Scale Auto* stop publication? Kalmbach has also ceased publication of their *Bead & Button* crafting magazine, my wife used to attend their big annual bead convention in Milwaukee that was sponsored by the magazine which has also ended.

I can only assume that the readers of the remaining modeling magazines actually support them, via subscriptions and buying from advertisers. Being in the hobby for a long while now I know many car modelers were griping about the quality of *Scale Auto* toward the end, it was not big enough, too expensive, etc. Which I disagree with, in my opinion. Being in other IPMS clubs over the years, it seems like the military and figure guys are usually more willing to support their magazines, and are willing to spend more on kits and aftermarket stuff. While there are many car modelers willing to spend what is a considerable amount on their passion, there are a lot more who are always complaining about the cost of kits and supplies, and saying they could buy one more kit a year instead of subscribing to a magazine. That attitude leads to fewer offering for our interests, both models and supporting parts and literature. While there may be other issues at Kalmbach I am not privy to, I assume if it was making money *Scale Auto* would have continued. So just like it is vital to support your local hobby shops if you still have one, it is also important to support other related aspects of the hobby to keep it alive and growing.

I am happy that *Model Cars* is reawakening after their recent difficulties and I intend to support it in the future. I hope enough car modelers do likewise.

### FSM/SA Contest Cars Annual

I have seen several comments on the Internet claiming the old *Scale Auto* Contest Annual special issue will be continuing. We await the official announcement.

## Cancelled 2020 IPMS Nats Called for Virtual Entries/Photos

With the cancellation of the 2020 IPMS/USA National Convention planned for San Marcos Texas this past summer, IPMS/USA requested for members to submit images of their (planned) National Contest entries that they would have brought to the show. This gave members an opportunity to show their hard work and creativity for models that would have been brought to San Marcos this year. Submitting photos of a model did not impact its eligibility for any future contest, so bring it to Las Vegas in 2021!

These photographs were published in the Sep/Oct 2020 issue of the *IPMS/USA Journal*. The article featured 12 pages with 91 photographs across all classes.

## 2020 NNL Southern Nationals On-Line Model show

*by Dave Roeder St Louis, MO*

Here is a report on the recent on-line model car contest hosted by Atlanta Car Model Enthusiasts (ACME) and sponsored by Kalmbach Publishing and Fine Scale Modeling.

After being canceled due to Covid 19 pandemic, The 25th Southern Nationals Model Show & Contest went on-line this year. Entries were allowed during the month of October and voting was the first week in November.

The rules were simple: There were six classes that closely aligned with the IPMS guidelines.

Classes:

- Open wheel competition
- Closed wheel competition
- Showroom Stock/Factory stock
- Hot rods and customs
- Street Machines & low riders
- Motorcycles, commercial & non tracked military

You could enter up to three photos of your model and enter as many times as you wanted in all six classes.

Entry was easy once you logged in with your e-mail address and some basic information.

My inventory of completed models stands at 599 and I have photos of all of them. I really got into this and over the month of October I entered 167 models. I only entered one photo on many of them to save time.

After seeing the models that were being entered by others, I did not expect to win any awards.

The totals were amazing: 1,257 entries by modelers all across the country - 4,534 entries most of which had three photos - 2,896 e-mail votes for the six classes.

After the voting ended I received notice that I had won the #5 attendance prize which was paint and supplies.

This was the most fun I have had in a model contest and I will enter again if given the chance. The upsides are : No driving for 5 or more hours, no hotel, no meals, no entry fees and no limit to the number of entries due to space in the trunk. The only downside is the absence of a swap meet where you can wander around and find deals on kits. This contest was the first bright spot in an otherwise depressing year.

Check out the results at:

<https://www.facebook.com/groups/198430483814/permalink/10158616892343815/>



## IPMS News

GTR is a proud member of the IPMS organization. GTR is a local chapter, in Region 5, of IPMS/USA. We need five current IPMS/USA members to remain a chapter. The annual chapter rechartering process has started. So if you are a current IPMS/USA member let Doug know your member number and expiration date, and remember to renew your IPMS/USA membership by October each year to make the renewal process smooth. We encourage those who have lapsed to renew their IPMS/USA membership, or if you have never been a member enroll now! Details can be found at their web site, [www.ipmsusa.org](http://www.ipmsusa.org)

## IPMS Calendar

2021 IPMS Region 5 Convention –**Date TBD**  
hosted by IPMS/Lakes Region Scale Modelers  
McHenry County College, Crystal Lake, IL.

Aug 18-21 2021 IPMS USA Nationals: Las Vegas, NV

See the webpage at [www.natslv2021.com](http://www.natslv2021.com)  
and also their Facebook page **2021 IPMS Nationals Las Vegas "Very Best of the West"**

2022 IPMS/USA Nationals Omaha, NE

2023 IPMS/USA Nationals San Marcos, TX

## Industry News


### NuNu Platz 1/24 Porsche Rally Kit



Coming in January, Porsche 911 SC/RS 1984 Oman Rally Winner. New tooling kit. Curbside.



It looks like you would need to get the extra detail set to get the Rothmans tobacco decals.



The real thing.

### AMT



AMTPP010 Chevy Corvaire and Vintage Chrysler Engine Pack model kit



AMT1220M looks like basically a reissue of *The Fast & The Furious* kit.

### Tamiya

From [tamiya.com](http://tamiya.com)



Tamiya's new Lotus Super 7 Series II is a beautiful rendition of the British sports car in 1/24 scale. This is a re-issue that comes with some updates from the original; redesigned decals and seatbelt stickers, photo-etched parts and the C-Parts tree is molded in white to allow easier painting and detailing.

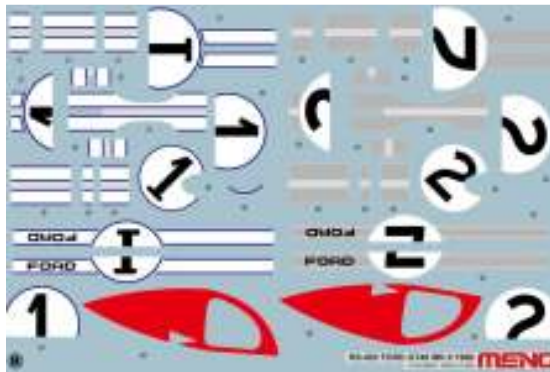


Hot on the tails of our latest Lotus Super 7 release, we've got another new release from the UK - the Lotus Europa Special! Kit 24358 This is actually a re-issue (previously under part number 24212) but still features the "big valve" 126hp 4-cylinder engine, 5-speed transmission and beautifully detailed body and interior. The re-issue comes with a new rear wing, additional set of RS Watanabe wheels and a photo-etched parts set that includes some grill parts, brakes,

floor pedal, seatbelt items as well as carb funnels.

### MENG 1/12 Ford GT

Online dealers are taking preorders for this new kit. Prices range from \$450-\$380.



Decals for two versions.

### Italeri

From a post on Italeri's Facebook page, this is a new release. I was not sure if it is a new tool or a reissue. Someone on Facebook said it is the old ESCI tooling.




Mercedes 450 SLC Rally Bandama 1979 - 1/24

### Salvino JR

Here is the November kit of the month.



The big news from Salvino is the first of their Chrysler license cars will be coming out in February, the Richard Petty 1973 Dodge Charger.



Looks like there will be a heavy demand for this one so act now if you want one. I am not sure how much is new tooling but the body is.

# GTR News

## GTR Update

The December meeting will be at Gary Ruzalski's home. Contact Doug (email on front page) to RSVP and for details.

Eventually future regular monthly meetings will meet at the Algonquin Township Building. Any member who wants to bring up other ideas or suggestions for future meetings or activities, do so either at the meeting or contact us.

### November GTR Meeting

The November meeting was held on Saturday November 7th at Gary Ruzalski's house in Bartlett, IL Here are some Show & Tell photos.

**Dave Green**



Don Garlits' dragster he is working on.



New AMT kits.



Salvino JR kit features an all new body with the balance of the kit from the Monogram stock car tooling.



This year's Hallmark Christmas ornaments.

**Ed Sexton**



1/43 scale of a VW Beetle Dan Gurney raced at the NASSAU speed weeks.

**Gary Ruzalski**



Revell Charger



New AMT bicycle kits

**Jim Palicka**



Beach Boys cover art build.

# Virtual Show & Tell

With meetings being cancelled or lightly attended we will use this space to show models at the meeting, show on our Facebook page or emailed to me for a virtual show and tell. One advantage is that we can show stuff from our out of town members.

**From Facebook we have:**

## Earl Spiegelberg IL



"Hot off the bench ! I named her "Gold Rush" it began with an old freedom chopper kit(re-popped as Grim Reaper) i picked up at a swap meet. I made a few design changes. Mods include: springer front end, handle bars, in-line fuel filter, pan head rocker covers, Gas tank, oil tank, exhaust pipes, sissy bar, modified seat, fender, tail-light& license plate mount. Hope it makes some of you smile."



## Gary Dobson IL



"Accurate Miniatures McLaren M8B. It's starting to look like something."

## Gerry Paquette WA

"Decided to see if I could open the vents and am not sure it was a good idea. (Revell 1969 Camaro Pace Car). They are so fine and fragile as one sands down (from behind) that they are not looking uniform. I may need to rethink this idea. I do have an extra body in a parts box if need be.

I also worked on the front RS grill. I stripped and opened it. I then built out the headlight area and used the Model Car Garage Camaro PE set to finish off. I think I have the depth about right. Now need to finish this off."



Finally, on the interior, I have it painted, and assembly started. Used Chevrolet Hugger Orange paint from Testors. I did not flock the carpet as I fabricated some floor mats to go with. The seat decals from Revell broke apart on applying even though the decal sheet looked fine. Chalking it up to age. Fortunately, I made a copy of the decal sheet and used the backup."



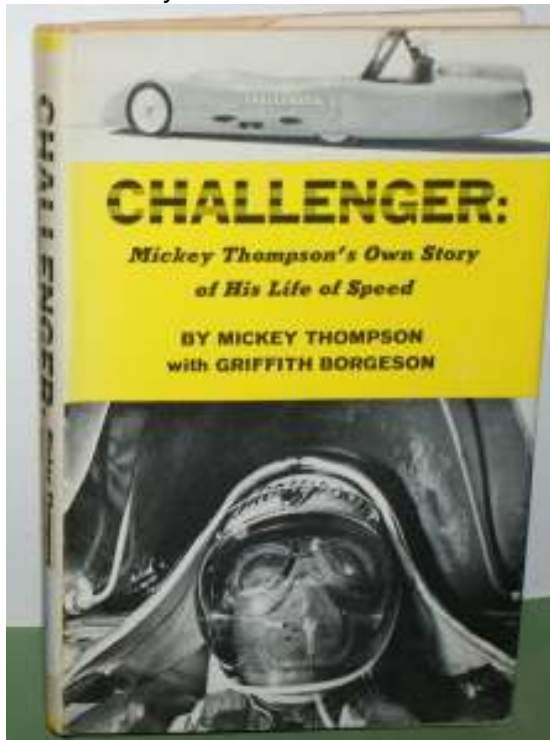
## Chuck Herrmann NM



"Just finished! Tamiya Mustang GT4. My phantom livery."

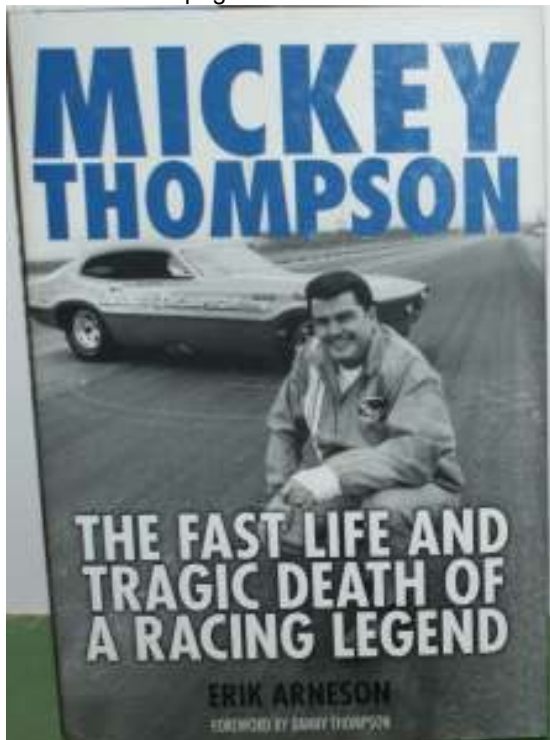
# Book Reviews

By Ed Sexton




*Challenger: Mickey Thompson's Own Story of His Life of Speed*

By Mickey Thompson with Griffith Borgeson  
HC 1964 231 pages



*Mickey Thompson, The Fast Life and Tragic Death of a Racing Legend*

By Erik Arneson HC 2008 296 pages



*Mickey Thompson, The Lost Story of the Original Speed King*

By Tom Madigan HC 2020 238 pages

I decided to do a group review of these three Mickey Thompson books since I have read them all in the past couple of years. They are the only books I have found on him, but I'm sure there could be more. The three cover his life from different perspectives and are all very different. I have listed them by the quality of how they read. The *Challenger* book written by Mickey himself is far and away the most interesting and fun to read. However, it is an old book and can be hard to find. I must confess that I have a preference for first person books. Unfortunately, the book ends at a point in his life when he goes on to do so much more. The stories he tells of the Mexican Pan-American races are really amazing. He describes how he put the deals together and what happened in great detail. Of course the central part of the book is his land speed record attempts in the Challenger. Here too he gives the inside story on how it came together and how he pulled it off.


The second book covers his entire life including his tragic death by gunmen in his driveway. The author did his research and has quotes from many sources. His son Danny, from his first wife Judy, was one of his best sources. Danny was involved with his father throughout much of his racing life. I dealt personally with Danny many times for the licensing of his Dad's cars. Danny was always a pleasure to deal with and I really enjoyed working with him. The author gives a very good account of all the issues involved in the murder of Mickey and his wife Trudy. We find out why it happened and the final outcome. There are however many areas of Mickey's life that are not covered in detail. I think you would need a book twice this size to cover



his life completely. The author touches on many of them, but I was left wanting more information.

The last book is very different in both format and content. It is more of a coffee table style book loaded with large format pictures. The copy however leaves a lot to be desired. The author, Tom Madigan, was hired by Mickey to write a book on his life and Mickey made himself available to be recorded. While there are some stories between the interviews, the book mainly consists of these records verbatim. Upon finishing the last interview, the author could at first not bring himself to finish the book. It was only after a number of years that he was able to complete it. This part of the story is a major part of the book which I did not find particularly interesting. I was hoping for more insight behind what Mickey said in the interviews. Apparently, Mickey and Tom Madigan were good friends and that was why Mickey asked him to do this book. However, there is one part of the book that makes it worth buying. The last chapter is written by Travis Thompson and recounts the story of Danny Thompson's record run in the rebuilt version of his Dad's Autolite Special. How it all came together and what happened is fun to read about.

If you are a real Mickey Thompson fan, I recommend all three books. What got me hooked was when I was doing the research to write the box/plan copy for the reissue Challenger model kit. While I grew up in the "Mickey Thompson years" I was never really interested. But after I started reading about him, I realized Mickey was an amazing guy. I had to read more.



*Bob Bondurant on High Performance Driving*  
By Bob Bondurant with John Blakemore  
Motorbooks International 1982 141  
By Chuck Herrmann

Growing up in the 1960's I was big into slot car racing, my favorite cars were always the sports cars, from LeMans to Daytona and the

Can Am cars. And of course F1 and Indy. This lead me to read the magazines like *Road & Track* and *Sports Car Graphic*. I had always heard the name of Bob Bondurant, and later I was aware of his driving schools, but his most successful racing exploits happened just before I was aware, in the early 60's. Without the internet research was a bit difficult back then, and the details of his career were vague to me. So when I saw this book at a recent used media sale I thought I would pick it up to fill in some background information I was missing.

The book I have was a copy of the first edition, published in 1982. There are now five editions, the last being 2003, with upgrades to his career and more modern equipment and cars. But this book has his biography and insights as a completion driver which was my main interest.

Bondurant was born in 1933 in Evanston, Illinois, for a bit of local connection. The first chapter covers his racing career, most of the rest of the book is about how to drive and his tips on driving in competition based on his experience. One nice feature throughout the book is the large amount of historical photos of Bondurant driving a race car used to illustrate terms like oversteer, apex, etc. I saw online reviews that mention even though automotive technology changes so rapidly many driving enthusiasts reread his book as a great refresher on basic fundamental driving techniques.

As I noted my main interest was in his career. Bondurant was a dominating driver in the early 60's west coast sports car scene, many a lot of races in Corvettes. This lead to a job driving for Shelby Racing in 1963, and he drove the 289 Cobras to several major wins. Then he drove the Shelby Daytona Coupe in Europe, in 1964 in his first LeMans the won the GT class driving with Dan Gurney. He would drive in three other LeMans 24 Hour races. In 1965 he was a member of the Shely team that won the FIA World Manufacturers Championship, beating Ferrari.

That year he made his Formula One debut at the US and Mexican Grands Prix. The next year he ran five European GPs in a privately entered BRM, with a best of 4<sup>th</sup> at the iconic Monaco GP. He finished the year at the US and Mexican GPs, his last start being in a Dan Gurney All American Racers Eagle Weslake. And also in 1966 Bondurant served as a technical consultant for the movie *Grand Prix* and trained the film's lead actor [James Garner](#) to drive Formula cars in the race sequences.

In 1967 he had a horrible crash in a Can Am car at Watkins Glen, and while he did eventually drive competitively again he decided to mainly focus on training and coaching drivers, which lead to his successful driver schools.

# Vintage Kit Review: Heller Renault 4CV pie 1955 Paris Police Car



**Description:** Renault 4CV Voiture Pie Police Car  
**Manufacturer:** Heller **Scale** 1/24 **Kit** 764  
*by Chuck Herrmann*



This is a full detail kit from Heller. It appears to be their first time release, but it has been reissued since. There is a complete engine, interior and suspension. The suspension looks a bit simplified but then these were very basic cars. This version of the 4 CV was used for police, mail and other civil vehicles; the most unique feature was the doors. Heller also did this as the standard sedan. The kit was molded mostly in white with chrome pieces and vinyl tires. Lots of small parts with fiddly fit issues, typical Heller.

I acquired this kit via trade at the NIMO event in 1998. My file does not say what I traded to get it. I probably started it soon thereafter. The plan was to build it as the box art. At that time the internet was just starting to become a user friendly research tool, so I did not have all the reference photos that are now available. I followed the instructions for colors. I did wire the engine. I had made decent progress, including the interior which includes a fire extinguisher. but in a test fit one of the plastic stubs broke off a wheel hub, that and some indecision on trying to

do the white walls which are not included in the kit made me put it back in the box. Which is where it stayed. I occasionally took a peek but it was not restarted, so it was packed up and made the move from Chicago to New Mexico.

A few months ago I was looking for a kit that fit one of the quarterly contest themes for the local club, this fit two of them. Since it was mostly done I figured it would be a quick job.



The body had been primed, but I did another coat of Dupicolor white primer, then Testors lacquer Classic White. Then it was masked for the black, which was WalMart Flat Black. The masking tape stuck to the white, I could not sand it off. So the body went into the purple bath to be stripped.



In the meantime I fixed the wheel mount by drilling a hole and using some plastic rod. Then I went ahead with then white walls, hand painting them on with Tamiya Flat White acrylic. There was a ridge on the tire to get it almost even, it came out good enough. The inner wheel hubs were also painted white, the molding here was very faint so I had a hard time getting it looking good enough.

I did the body again, the white went on well enough, after masking and spraying the white it needed some touch ups. The black edges eventually were ok, but there were spots in the

white that I sanded through. I first tried to cover that with some weathering, but that looked bad. So I masked the edges to touch up the white. This time the masking tape did not cover everything, plus I missed a few places where the white came through from underneath. The WalMart Flat Black spray does a decent job in covering, but whatever it actually is it does not sand or polish well. So back into the purple bath it went.

The next time it was Duplicolor White primer followed by Ace Hardware Gloss White spray. With the demise of Testors Model Master paint I had been looking for alternatives. The Ace paint actually covers pretty well and can be polished out. For contest builds I will probably use Tamiya paints and use up my Testors cans but I can see using the Ace paints for lots of project. Plus it is about \$4 for a large can, a lot cheaper.

This time I decided to finish this up, so I decided to just leave the hood and trunk black and the body white. It is not exactly a replica of a Paris police car but who would know. And I did see some variants in internet photos. See the box art and the final photo of a real one to see the difference.



I painted the underside of the body in a Testors light flat gray, it did not match the grey seats but I do not know what that paint was that I did years ago. The bumpers and wheel covers were gloss white. The headlight bezels I did in black for some contrast. A Molotow chrome pen was used for the front grill and some trim and touch up of chrome parts.



To finish it up I was worried that these forty year old decals might not work. But the ones for the dashboard went on okay, a bit thick but Heller decals are always like that. At least they were sticking. So I used the decals and they were okay. Luckily there are not too many. I used a bit of black decal to go under the white police decals on the rear door.



The finished project came out looking pretty good. There were some fit issues, many pieces have faint mounting points or the holes had to be drilled out. With lots of small pieces it is a fragile model. But it sits level, with no noticeable gaps. I think the whiter paint scheme looks a bit better. Any time I can get a Heller kit to actually go together it is a successful build.



# Building the ICM 1/24<sup>th</sup> Model T Ford and Renault Kits

*by Dave Roeder St Louis, MO*

I recently bought four ICM models of early 1900 designs. They were the 1911 Model T Ford touring car, the 1912 Model T Ford Panel truck, the 1913 Model T Ford speedster and the 1911 Renault Paris taxi. These kits are very nicely detailed and parts fit without any fiddling. The 1911 Touring and 1912 Panel were built out of box. The 1913 Speedster was modified to represent a TROG (The Race of Gentlemen) entry. The 1911 Renault Taxi was built out of box to match photos I found on the internet.



1911 Ford Model T touring car ICM 1/24<sup>th</sup> scale



1912 Ford Model T Panel truck ICM 1/24<sup>th</sup> scale

I made the decals working from an old photo I found. I added the orange acetylene hose to the generator to match this detail which shows up in photos of these cars. The driver sat out in the open and had only the windshield for protection. The Straub grocery store is still in business in Webster Groves, MO.



1911 Renault Paris Taxi ICM 1/24<sup>th</sup> scale.

The meter is included in the kit with two very small decals. I painted the flag red and added the two decals to it. The poor driver had no windshield and sat out in the open. I guess the slow speed of this Taxi made wind and rain in the face minimal.



1911 Renault Paris Taxi ICM 1/24<sup>th</sup> scale. The hood is removable.



1911 Renault Taxi ICM 1/24<sup>th</sup> scale driver side.

I made the two brass handrails on the driver seat from brass wire because the plastic parts broke

when removed from the sprue. Note driver entry is from the left side only



Front and rear axle sub-assemblies



Chassis sub-assembly with engine/transmission installed

The frame sides were slightly warped and had to be twisted gently to get them in alignment. The assembly steps had to be followed in order for the frame/chassis and fenders to be fitted. The two black tabs on the inside of the rear fenders fit into the body at final assembly. I found photos of the actual car and painted the red engine compartment to match the prototype. The engine is a nice detail. I was surprised to see it was a two cylinder and how small it was. These cars must have been very underpowered.



Chassis Sub-assembly with radiator installed

The cooling system consisted of this huge brass radiator behind the engine which had a fan cast into the flywheel.



1913 Ford Model T Speedster Modified for: The Race of Gentlemen (TROG)

I built this ICM 1/24<sup>th</sup> scale kit up as a TROG entry. The rules require nothing newer than 1936 and have classes for Ford 4 cylinder and V-8 engines. I added the hand fuel pressure pump and pipe.



The engine is a modified Ford model T with dual carburetors and a custom open exhaust. I modified the Ford hood to clear the carburetors and exhaust. Wheels and tires are from a Monogram 1/24<sup>th</sup> scale Ford Model A kit.



The body is minimal with just a dashboard and two sides. I scratch built the battery box and added a 6 volt battery. The steering wheel and shaft are from a Monogram 1/24<sup>th</sup> scale Model A kit.



The rear bumper is from a 1/24<sup>th</sup> Monogram Model A Ford. The rear axle is a modified 1/24<sup>th</sup> scale part. I made the license plate decal as well as the number and class decals. Paint is Tamiya rattle can Italian red.



# GTR Event Calendar

*With all the disruption and uncertainty caused by the Corona virus crisis, all dates are of course tentative. With the latest virus results some 2021 shows are being cancelled. Please check directly with the event hosts as events are being rescheduled or canceled daily. I will update as I am informed of changes, also I will share the notices on the GTR Facebook page.*

**Dec 6** Milwaukee Miniature Motors Show  
Waukesha Exposition Center  
[www.uniqueeventsshows.com](http://www.uniqueeventsshows.com)

**Dec 6** **Canceled** Tinley Park Holiday Toy Show  
Tingley Park HS, Tingley Park IL  
[www.uniqueeventsshows.com](http://www.uniqueeventsshows.com)

**Dec 25** **Merry Christmas**



## 2021

January 1 **Happy New Year!**

**Feb 13-21** Chicago Auto Show  
McCormick Place, IL  
<http://www.chicagoautoshow.com>

**Feb 21** Illinois Plastic Kit & Toy Show a  
DuPage County Fairgrounds, Home Economics  
and Annex Buildings, Wheaton IL  
Info contact: (630) 969-1847  
Email: [pthpowerinc@aol.com](mailto:pthpowerinc@aol.com)

If any readers wish their shows or any other events of interest to GTR listed send the information along to GTR.



## GTR on Facebook

GTR has a Facebook page. Check it out and join up! We encourage members and fans to post photos of your models or projects. Also the GTR Newsletter including back issues can be accessed from the site.