



GTR

Newsletter

MAY 2016



***Gerry Paquette's Revell of
Germany Ferrari SA Aperta***

In This Issue:

- GTR News and Events
- Revell Kurtis Midget
- Milwaukee NNL

Grand Touring & Racing Auto Modelers

Based in the Chicago, IL Northwest Suburbs
2002/2003 IPMS/USA Region 5 Chapter of the Year
2007, 2008 & 2015 IPMS/USA Region 5 Newsletter of the Year
2016 Meetings: Every 1st Saturday @ 7:00 p.m.

Location alternates between member's homes and the Algonquin Township Building

Your current GTR Officers are:

President:	Joel Peters	847-714-3680	pinstripedelight@yahoo.com
Vice President:	Steve Jahnke	847-516-8515	stevejahnke@comcast.net
Secretary/Contact:	Chuck Herrmann	847-516-0211	gtrchab@yahoo.com

The GTR Newsletter is edited by Chuck Herrmann

Please send all correspondence, newsletters, IPMS information, articles, reviews, comments, praise, and criticism to: Chuck Herrmann 338 Alicia Drive Cary, IL 60013

Unless indicated, all articles written by the editor. All errors, misspellings and inaccuracies, while the editor's responsibility, are unintentional. Feel free to copy for any other non-profit use.

Visit and Join us on Facebook at GTR Auto Modelers





GTR MAILBAG

By Chuck Herrmann

REAL WORLD

Roger Penske to drive Indy 500 Pace Car



This year will be the 100th Running of the Indy 500. And the most successful team owner in IMS history, Roger Penske, will pace the field at this year's Indianapolis 500. This year Team Penske marks its 50th season in the sport, and Chevrolet celebrates the 50th anniversary of the Camaro.

The Camaro has been the Indy 500 pace car nine times since its debut in 1967, while the Chevrolet marque has led the IndyCar pack at IMS a total of 27 times.

Penske himself is seeking his 17th Indy 500 win, and is also defending race winner following Juan Pablo Montoya's triumph last year.


INDUSTRY NEWS

Revell at Milwaukee NNL

Revell-Monogram had a display of its upcoming new releases at the Milwaukee NNL in April.



3rd Quarter Releases include Corvette C7.R!!!



The latest Corvette IMSA/LeMans racer was the biggest surprise.



Design looks similar to their prior C5 and C6 kits.



EVENTS

The NIMCON V event will take place at McHenry County College on Saturday May 21. This is an all category IPMS show. GTR will have a club table in the vendor area.



See the events calendar for details for all of the events that I know of. If any readers wish their shows or any other events of interest to GTR listed send the information along to me.



IPMS News

GTR is a local chapter, in Region 5, of IPMS/USA. We need five current IPMS/USA members to remain a chapter. We always encourage those who have lapsed to renew their IPMS/USA membership, or if you have never been a member enroll now! Details can be found at their web site, www.ipmsusa.org.

IPMS Calendar

AUG 3-6 2016 IPMS/USA Nationals
Columbia, South Carolina
www.ipmsusa2016.com


2017 Region 5 Regional – TBD

JUL 26-29 2017 IPMS/USA Nationals
Omaha, NE



2016 GTR Club Project

The 2016 GTR Club Project Build will once again be the models fitting our GTR Summer NNL Themes, for 2016 TV & Movie Cars and CanAm 50th Anniversary. I will be putting some inspiration kits in this space to get you planning and building. There is still time so get building!



This was on the table at the April GTR meeting.



Here are some early or pre Cam Am kits that qualify for the theme.





News

GTR Update

The next regular GTR meeting will be on Saturday, May 7, 7:00 pm at the Algonquin Township Building.

2016 GTR Club dues are now due, still \$15. Please pay at a meeting or mail a check to me (please make out to Steve Jahnke, *not* GTR).

GTR will have a vendor table at the NIMCON event in Crystal Lake this month. All members are invited to bring stuff to sell.


T-Shirts: We have club T-shirts available. The cost is \$10 to GTR members. If you ordered one and have not yet picked it up you can next meeting. And we did order a few extras so you can get one while they last.

We still have some 2016 GTR Club Calendars available for \$10. Let me know if you want one, only a few left and once they are gone they are gone.

Future regular monthly meetings will meet at the Algonquin Township Building. Any member who wants to bring up other ideas or suggestions for future meetings or activities, do so either at the meeting or contact me.

GTR on Facebook

GTR has a Facebook page. Check it out and join up! We encourage members and fans to post photos of your models or projects. Also the GTR Newsletter can be accessed as well as information and entry forms for the GTR Summer NNL.



APRIL GTR Meeting


The April GTR regular meeting was held Saturday, 4/2/2016 at the Algonquin Township Building. During the business portion, we went over the Treasury Report, and we discussed recent and upcoming events.

Then it was on to Show and Tell. There was a lot of stuff on the table, here are some.

Chuck Herrmann brought in the same AMT 55 glue bomb project from a few months ago, now complete with a roof rack and surf board.



Also the latest progress on his BelKits VW Polo WRC racer.



And two trade acquisitions from the Ferrari Expo show, the Tamiya/Ebbro Citroen Fourgonnette light truck and



the 1/24 Ferrari 312 T by Tilt.



Steve Jahnke brought the latest Mobius Hudson release. Note vintage box art!



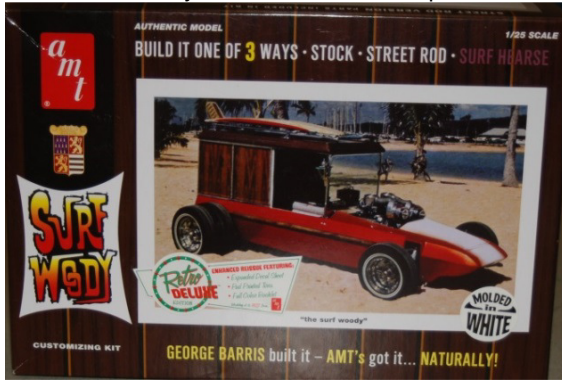
And two Revell Porsche 918 kits in progress, bodies in paint.



Dave Green had the latest Mobieus releases, 64 Plymouth and 70 Ford pickup, also the



AMT Surf Woody, now with all the old parts.




George Pritzen showed his recently finished AMT Lil' Dogger kit.



He added the names of the dogs he has had as pets on the roof.



Rick Hannah had another of the neighborhood cars from the old days that has been his recent inspiration, this time a 70 Super Bee.



And finally this 2014 Revell Mustang build up.



Ed Sexton had a resin Ferrari 330 kit by Island Collectables.



And a 1/12 scale Porsche 936 body (Tamiya RC) with some aftermarket resin wheels and tires.



Gerry Paquette displayed his Revell of Germany 1/24 Ferrari SA Aperta. He added Hobby Design wheels and Photo Etch. It was painted to simulate Rosso Fuoco (Tamiya Metallic Gold Base, Mica Red and Clear). See cover photo.



He also brought this old Revell Lancia Stratos kit.



Joel Peters brought along a recently purchased built up (by Gary Seeds).



Milwaukee NNL 24

The 24th Annual Milwaukee NNL, hosted by AMG (The Automotive Modelers Group), was held Saturday April 9 at the usual venue, The Excellence Center in Waukesha, WI



GTR had a club display table.



The theme was 100 Years of the Indy 500.



Past Indy cars.






Vintage Aurora kits of vintage Indy racers.



Also the future of Indy (?)



The theme winner, picked by popular votes of the contestants, was this 1/43 display of historical Indy cars by Bob Maderich of Minnesota.



This NASCAR Ford won the subtheme, Non-Indy 500 cars that have raced at the Speedway.



There were also a lot of pace cars in their own display area.



There was a 1/1 Indy rescue truck on display outside.



Lots of other great models on the tables.




The final model count was 680. There was the usual raffle with lots of stuff awarded.




Revell had a display table that drew lots of interest (See *Industry News* section). In addition to the model awards, Ed Sexton of Revell (and GTR) was presented with the Dedication to the Hobby Award.



The best club display table award went to a Mel's Diner display from a club around Fond du Lac that I forgot to note the name of! Sorry.



And Winnebago Scale Modelers had a fantastic Indy 500 Commemorative display.



Revell Kurtis Midget Racer



Revell **KURTIS MIDGET RACER**
Powered by Offenhauser with Trailer 

Description: Revell Kurtis Midget Racer – Edelbrock Equipped V-8/60 with Trailer
Mfg: Revell **Kit:** 85-4249 **Scale:** 1/25

By: Elliot Doering

(Since May is Indy 500 month, 2016 being the 100th running, and since most “old-timers” got their start in cars like this, here is a new review of the Revell Kurtis Midget kit. Note: Our own Steve Jahnke did one when this kit came out but here is one from a fresh set of eyes: editor)

In the 1930's a mechanical genius named Frank Kurtis founded the Kurtis-Kraft Company. Kurtis Kraft designed and built race cars, and in the 20 year period they were built, over 1,000 midget racers came out of the factory. Ready-to-race cars as well as customer built kit cars used either the famous Offenhauser, or the Edelbrock equipped Ford V-8/60.

These cars were designed to look like scaled down versions of the early Indy cars, or “Champ” cars of the late 1940s into the 1960s and beyond. Some are even still raced today in Vintage racing club races. The Kurtis midget, on a weekly basis, won uncountable events all over the country, and a one-armed racer named Mel Kenyon became the United States Auto Club (USAC) all-time midget division winner.

For years, the only midget racer kit was the old Monogram kit, which was cast way out of scale. It was a clunky kit, featuring a driver figure. When the Slot Car craze hit America, the kit was used as the body for the slot car.

We waited for several decades, and finally in 2013 Revell released two great 1/25 renditions of a midget racer from the 1950-1960s era. One featured the classic fuel-injected “Offy”, the other with the interesting Ford V-8/60 motor, using carbs.

Upon inspection, the two kits are nearly the same, except for their noses, powerplant, and

grille and nerf bars. And of course each kit comes with two choices of properly scaled numbers and colorful markings and lettering. Both kits also come with a small photo-etch fret for the gauge panel, spokes for the center of the steering wheel, as well as hood straps.

Another big bonus is that the kits include trailer hitches as well as a nicely done period 2-wheel trailer to be used with either Revell's great 1948 Ford Woody station wagon, or their 1950 Ford F-1 pickup truck. Also, they included decals for markings on your tow vehicle. I'm sure various other trucks, sedan deliveries etc. can be hitched up to tow the midget on its trailer

These midget kits are brand new tools, using modern slide tool technology. The kits are Skill Level 3 kits, and some parts and assembly will prove challenging. Extreme care must be utilized during each assembly block. When you come to the assembly blocks noting attaching the nerf bars, bumpers, radius rods etc., you will run into very tiny glue attachment points. I'd recommend attaching them last, to prevent breaking them during other portions of assembly.

Revell did us a favor in that ejector pin marks are on the bottom or inside of most chrome parts and either won't be seen, or upon careful cutting of these parts from the sprues, a tiny portion will need touch-up with a 00 brush and chrome silver paint, or silver paint pen.

There are twelve pages in the instructions, with 14 assembly blocks. A decal placement guide for the two choices of markings in each kit is included as well.

Another nice touch is that Revell included virtually two types of chrome parts. One is the normal bright, shiny chrome we all know, while the other is a more subtle aluminum like chrome.

The model is cast in white plastic, and all parts are virtually flash free, and thus, very little cleanup will be needed. Using slide mold technology, Revell was able to cast the rear body part as one piece, and it's rather thin. The exhaust pipes also feature hollow ends, as are the axles. Tiny pins are utilized in attaching the press-on wheels.


Assembly starts traditionally with the engine, my kit being the one with the Edelbrock Ford V-8/60 motor, which is a work of art. A clamshell magneto is included, and would look great drilled out for ignition wires to the flat heads, which are the finned Edelbrock type, and they are cast in the subtle aluminum I spoke of earlier. An oil filler tube, fuel pump, and 2 Stromberg type 2-barrel carbs are used on the Ford V-8/60, with a subtle chrome intake manifold. A front cover engine mount plate is used to attach the completed motor to the frame. The transmission appears to be a 2-speed in-and-out box, with shifter. Radiator hoses are also included.



The kit features the Kurtis-Kraft tubular frame, which attaches to the kit's lower body pan. A nice radiator is included, and would look great with the top of the radiator done in brass. The rear axle appears to be a sort of Halibrand Quick-Change rear end, and radius rods attach to it. A leaf spring provides suspension. With those parts attached and dry, the completed motor is attached to the frame/belly pan.

Front suspension consists of an I-beam front axle with again, a leaf spring set up.

You then move on to assemble the engine front bulkhead, which gets the pedals, steering gear, and instrument panel. You may choose to use the kit-provided photo-etch gauges, or a decal to replicate the few instruments used on a midget. The steering wheel's the same – either use the photo-etch spokes for the steering wheel, or the provided plastic wheel with spokes already attached.



The hood is a separate piece, and thus any engine detailing will be seen with the hood off. However, there's a major problem with the hood. It has tiny louvers, and there is a stripe/band decal to go right down the center of the hood. It will be difficult, if not impossible to get the stripe decal to settle down into these louvers. If you attempt it, be ready to use plenty of decal snuggling solution and a lot of patience. On the photo-etch fret are tiny hood straps for the hood as well.

Also, do not assemble the body before painting, as it will cause a problem with masking, and be sure to not attach the radius rods until painting is complete and cured. I would place them on last, after all other assembly is complete, the same with the grille, bumpers and

nerf bars. A type of pleated upholstery seat and seat bolster is included, and would look best with a contrasting color against whatever color you chose to paint the body, nose etc. The pleats are well defined, and a light wash will enhance the pleats.

Revell spared no detail in including the fuel line for the 2 carbs, a radiator cap, head rest, hand brake, steering arm and fuel pump – outstanding!

The Ford V-8/60 uses two exhaust pipes. The ends are already drilled out, and hollow. The left and right engine bay side covers are louvered. Wheels are in the subtle aluminum, and press into period correct treaded tires of the type used from the 1950-1960 eras. Knock-off caps are a very nice touch for the wheels.

With the body being so tiny, the number decals and other markings had to be as well. They are in scale, but are just a bit thick. Still, they will go on easily. I looked for any after-market markings, but so far, none exist. (There are now some on the market –editor) But, I'm certain decals from other kits in your decal box may work.

The kit I have features #8 decals, done in period-correct gold leaf, edged with red. This is classic 1950-1960s type painting, and looks very good against a solid color body. Virtually any paint scheme you chose will look terrific on this model.

The trailer is very easy to assemble, and will look sharp with whatever tow vehicle you use.

Many modelers like to find and use reference books for whatever type of race car they're building. For the Kurtis Midget, I'd use the book – *THE MIGHTY MIDGETS*, by Jack C. Fox. His excellent book covers all eras of midget racing, including the 1950-1960s era that the Revell kit replicates.. For those looking for some history behind the all-powerful Offenhauser "Offy" engine, look for the book – *OFFENHAUSER*, by Gordon Eliot White. Both books can be found on amazon.com, or perhaps even in local libraries. There are also some DVDs featuring Midget racing.

Midgets are a timeless type of race car that packed race tracks around the nation, literally racing 7 nights per week. Revell captured the classic Kurtis-Kraft Midget perfectly. I rate it a 10 easily. So, pick up this great little kit in either the Offy or Ford V-8/60 version.



2016

GTR Summer NNL

9th Annual Contest & Swap Meet

Hosted by: IPMS/GTR

Theme:

TV and Movie Cars

Subtheme:

50 Years of Can Am Racing

Attention Automotive Modelers; we have a summer show and swap meet for you! You are invited to our GTR Summer NNL contest and swap meet.

The Summer NNL will be held on Sunday August 7th 2016 from 9:00AM to 2:00PM at the Algonquin Township Building, 3702 US Highway 14, Crystal Lake, Illinois 60014

For the out-of-towners, there are tons of local accommodations from Days Inn to Holiday Inn. Admission to the show is a measly 5 bucks; you can enter as many models on the tables as you like (no additional charge) and we will serve a pizza lunch (again, no additional charge, soda extra; sorry had to draw a line somewhere) to all show entrants.

Did we mention that there is a swap meet too? There will be a free "trunk sale" swap meet in our spacious parking lot, vendors and show goers are encouraged to open their trunks and sell-sell-sell rain or shine. Vendor set-up starts at 8:30AM. Also we raffle off some nice prizes.

Our NNL style contest bestows "Best Of" awards as mandated by popular vote as determined by show attendees, official judging and nit-picking is strictly forbidden, praise and admiration from fellow modelers strongly encouraged.

Classes:

Competition Open Wheel	All scales	F1, Indy, Drag, etc
Competition Closed Wheel	All scales	NASCAR, LeMans/IMSA, Can-Am, Drag
Street	All scales	Street legal - Muscle Cars, Sports/Exotics, Tuners, beaters, factory stock
Custom	All scales	Modified custom vehicles
Commercial	All scales	Trucks, Taxis, Police, Ambulance and Emergency
Motorcycles/ Miscellaneous Curbside	All scales	All types
	All scales, all types	Hood closed, judged as displayed, includes slammers
Out of the Box	All scales, all types	No modifications to the kit except filler, paint, decals and foil
Theme: TV and Movie Cars	All scales, all types	Any vehicle featured <i>prominently</i> in a TV show or Movie Cars from Cam Am or USRRC 1960-1974 – No GTs
SubTheme: 50 Years of Can Am Racing Chris Ducey Memorial Award	All scales, all types	Best Ford Kit
Tim Leicht People's Choice Award	Any model in the contest	

Contact: gtrchab@yahoo.com

[GTR Auto Modelers Group page on Facebook](#)





GTR Event Calendar

May 14 23rd Annual Mid Atlantic NNL
Columbian Center, Severna Park, MD
cruz2123yb@yahoo.com
www.mamasboyz.org

May 15 NNL North Show & Swap
Knights of Columbus Hall, Bloomington MN
Bob Maderich 612-423-2985

May 21 36th Annual HMCA Swap and Model Car
Contest by Hoosier Model Car Association in
conjunction with Hoosier Vintage Wheels Show
Johnson County Fairgrounds, Franklin IN.
Mike O'Leary sherryll.oleary@comcast.net



May 21 NIMCON 5 Contest & Swap
Hosted by IPMS/Lakes Region Scale Modelers
McHenry County College, Crystal Lake IL
Phil Pignataro 847-658-9920

May 29 Monaco Grand Prix

May 29 Indianapolis 500
Indianapolis Motor speedway

June 11-12 Heartland Model Car Nationals
Hosted by KC Slammers
Overland Park Conv Cntr, Overland Pk KS
Vern Lyon 913-522-9170

June 18-19 24 Hours of LeMans
Lemans, FR

July 26 Brickyard 400 NASCAR
Indianapolis Motor Speedway

July 23-26 Road America IndyCar and World
Challenge

Aug 3-6 2016 IPMS/USA Nationals
Columbia SC, OH
www.ipmsusa.org



SUMMER NNL9

August 7 GTR Summer NNL 9
Theme: TV and Movie Cars
Subthemes: 50 Years of Can Am
Algonquin Township Building, Crystal Lake IL

Aug 4-7 Road America IMSA

Sep 25 68th Illinois Plastic Kit and Toy Show
DuPage County Fairgrounds, Wheaton IL
Past Time Hobbies 630-969-1847

Oct 15 SLAM NNL
Southern Lakes Auto Modelers
Johnstown Comm. Center, Johnstown WI

Oct 16 Countryside Collectors Classic Show
Park Place of Countryside Countryside IL
www.uniqueeventsshows.com

Oct 24 NordicCon 2015
Fort Snelling, MN
Tim Streeter 952-378-0828

Nov 6 Scale Auto Hobby and Toy Show
American Serb Hall Milwaukee, WI
www.uniqueeventsshows.com

Nov 13 Motor City NNL 13
Detroit Area Auto Modelers
Macomb Community College, Warren MI
586-344-9499

Dec 4 42nd ANNUAL MODEL CAR SWAP
MEET & MODEL CAR CONTEST
Waukesha Expo Center, Waukesha WI
www.milwaukeeminimotors.com

Dec 4 Tinley Park Annual Holiday Show
Tinley Park H.S, Tinley Park IL
www.uniqueeventsshows.com

