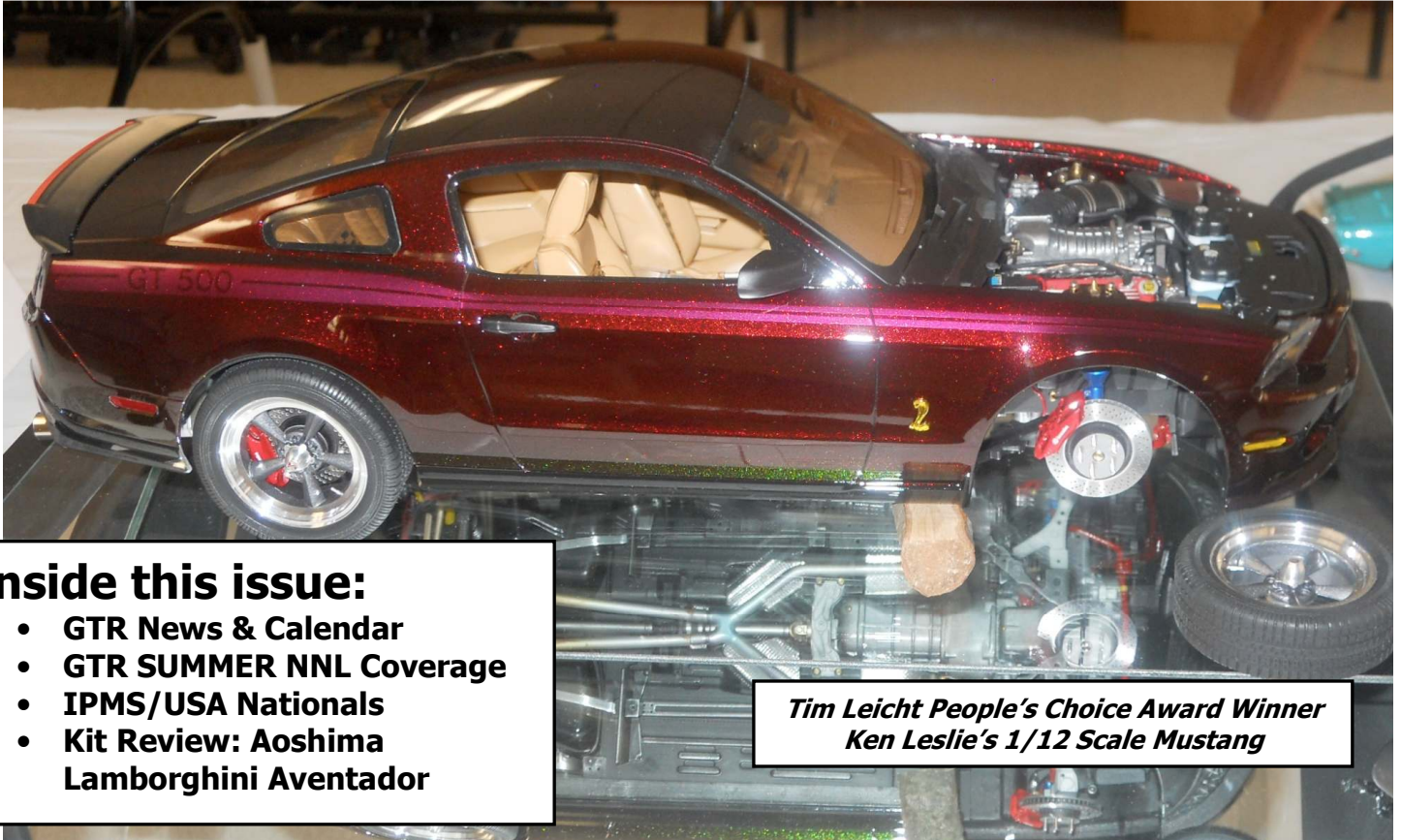




GTR

Newsletter

September 2013



Inside this issue:

- GTR News & Calendar
- GTR SUMMER>NNL Coverage
- IPMS/USA Nationals
- Kit Review: Aoshima Lamborghini Aventador

*Tim Leicht People's Choice Award Winner
Ken Leslie's 1/12 Scale Mustang*

GTR Auto Modelers

Based in the Chicago, IL Northwest Suburbs
2002/2003 IPMS/USA Region 5 Chapter of the Year
2007 and 2008 IPMS/USA Region 5 Newsletter of the Year
2013 Meetings: Every 1st Saturday @ 7:00 p.m.

Location alternates between member's homes and the Algonquin Township Building

Your current GTR Officers are:

President: Open

Vice President: Steve Jahnke

Secretary/Contact: Chuck Herrmann

847-516-8515

847-516-0211

stevejahnke@comcast.net

gtrchab@yahoo.com

The GTR Newsletter is edited by Chuck Herrmann

Please send all correspondence, newsletters, IPMS information, articles, reviews, comments, praise, criticism to:
Chuck Herrmann 338 Alicia Drive Cary, IL 60013

Unless indicated, all articles written by the editor. All errors, misspellings and inaccuracies, while the editor's responsibility, are unintentional. Feel free to copy for any other nonprofit use.

Check out the GTR Auto Modelers website at: www.gtrautomodelers.freeservers.com



And on Facebook at GTR Auto Modelers



GTR MAILBAG

MEDIA

R.I.P SPEED TV 1996-2013



SPEED TV changed to *Fox Sports 1* on 8/17. There will still be racing coverage but it will not be automotive only. It will share space with football, baseball, soccer and other sports coverage and sports talk shows. The reason is that, while *SPEED* was successful, parent company FOX, in their overall strategy, wanted a channel to compete with *ESPN* for the total sports audience. So since *SPEED* was an established property they made the change. We will see what other channels pick up some of the old *SPEED* programs, like *GEARZ* or various race series coverage. I always liked that there was something about cars or racing on *SPEED* so I didn't have to scout around the dial if I wasn't in the mood to.

One other thing I haven't seen mentioned much in the online world is the loss of the *Speed TV* website. It was a good source of racing and automotive information that I referred to often. Again, I am sure I can find most of this somewhere else but I hate changing for no good reason.

INDUSTRY NEWS

Ad-Venture Hobbies shut its doors August 17. Originally Venture Hobbies, it was in business for about 40 years in several locations in Wheeling, IL.

So remember, SUPPORT YOUR LOCAL HOBBY SHOP!

For some good news, there is a new Hobby Town USA that has recently opened in Lake Geneva, WI. The address is 168 East Geneva Square, 53147.

1/20 McLaren from Fujimi

The latest Fujimi 1/20 Grand Prix kit will be the 1984 Monaco McLaren MP4/2 Kit 09171.



New Tamiya –LaFerrari and a Harley

Tamiya has announced a 1/24 full detail, with engine, kit of the LaFerrari. Kit 24333



Also, they have announced the first all new big scale (1/6) motorcycle kit in 17 years. The Harley Davidson Fat Boy Lo Kit 16041



Retail is about \$150 for this big boy! Maybe more in the US.

HRM Miller Indy Car



Historic Racing Miniatures (a.k.a. Harold Bradford) latest offering is a front-drive Miller Indy racer. It is a complete kit, including hand-laced wire wheels. Two different hoods will be included—louvered and smooth—thereby allowing you to build either of two versions.

Two sets of decals will also be included—one for the #8 Packard Cable Special, and the other for the black and white #4 racer.

The kit will be available from either HRM or Replicas & Miniatures Co. of Maryland. This kit will be limited to only about 100 copies.

New Revell Germany Beetle Kit



07078 VW Käfer 1500

From Revell Germany, the first new VW Beetle tooling release will be the VW Beetle 1500 Cabriolet 1970. Features full detail, optional left or right hand steering/dashboard.

REAL WORLD

Ferrari Back to Le Mans in 2015?

Ferrari will decide soon whether it will push ahead with a Le Mans project. Ferrari boss Stefano Domenicali did not deny speculation the Maranello based team might design a prototype for the fabled sports car scene. "The new turbo engine for introduction in Formula One next year would allow some interesting projects," he had said. "At the moment I cannot say more," Domenicali told Italian newspaper *La Stampa*.

Reports are the Italian marque is "seriously considering" the option, despite not winning Le Mans since 1965. Ferrari won nine constructors titles at the 24 Hours of Le Mans. But they have not won overall at LeMans since 1965.

EVENTS

The **Meadowdale Motorsports & Memories Car Show** will be Saturday, Sept.14 at Raceway Woods in Carpentersville, IL. This is a car show on the remains of the old Meadowdale Raceway. There are also several exhibits and GTR will once again have a club display under the tent. So bring in some models to show off. The Theme this year will be 60 Years of Corvette, so maybe bring in some of the club project Corvettes.

Wheaton Swap Table for GTR

GTR has reserved a table at the 62nd IL Plastic Kit & Toy Show at DuPage County Fairgrounds, Wheaton IL on Sunday Sept 22. So members can bring in their stuff to sell.

iHobby Expo

After one year away in Cleveland, the iHobby Expo, a national trade show for the hobby industry, returns to the Chicago area. It runs October 3-6 at the Schaumburg Convention Center, not in Rosemont. Saturday Oct 5 there is a contest hosted by IPMS.

Iron Invasion Oct 11-13

This may not fit the core interests of GTR but the Iron Invasion event returns to Woodstock again this year. This is for vintage hot rods and rat rods, along with tattoos, rockabilly music and pin up girls.

www.ironinvasion.com

See the events calendar for details for all of the events that I know of. If any readers wish their events or any other events of interest to GTR listed send the information along to me.



GTR Update

The next regular meeting will be Saturday, Sept 7 at the Algonquin Township Building. We will review the GTR Summer NNL results and talk about next year. Bring in your comments and ideas. Also we will talk about the Meadowdale event, the IPMS Nationals and of course show and Tell.

Future regular monthly meetings will meet at the Algonquin Township Building.

The 2013 GTR Club Calendar is still available; cost to members is \$10. Let me or Steve Jahnke know if you want one. We are planning to do several photo shoots for the 2014 Calendar throughout the year. Steve took photos at the April meeting, watch for notice of the next shoot.

Any member who wants to bring up other ideas or suggestions for future meetings or activities, do so either at the meeting or contact me.

Past issues of the GTR newsletters are available on line.

Go to www.carsandracingstuff.com, then click on Newsletters, find GTR and our newsletters are achieved back to 2004. Thanks to Bill Crittenden for storing our newsletters on his site.


GTR Classifieds:

Wanted: 1/12 decals for Tamiya McLaren M23 kit, need Mike Hailwood driver name.

Wanted: Builder(s) for some vintage Can Am/USRRC/sports racers, Nickey Chevy sponsored car. Kits provided, payment TBD.

For both of these contact Chuck Herrmann at gtrchab@yahoo.com

GTR is on Facebook



GTR now has a Facebook page. Check it out and join up!

2013 GTR Club Project

To promote the NNL and to motivate members to build, the GTR club project this year was Corvettes. Finish a Corvette by the NNL in August, bring it to a meeting, the NNL or send a photo to me and your 2013 dues were refunded! There were five completed Corvettes that took advantage of this, and I know of several projects that didn't quite make the deadline. But finish them up and bring them in to a meeting! We will announce the 2014 GTR Club Project shortly.

August Meeting

The August 2013 regular GTR meeting was held Saturday, August 3 at the Algonquin Township Building. Since this was the night before the GTR Summer NNL, business was short, right after Show and Tell we set up the room for the next day's show.



IPMS News



GTR is a local chapter in Region 5, of IPMS/USA, which is celebrating its 50th year in 2013. Local chapters need five active national IPMS/USA members to remain an IPMS chapter.

We had enough National IPMS members last time, but we always can use some more. And the annual renewal process is approaching, it starts in October. So we urge those who have lapsed to renew their IPMS/USA membership, or if you have never been a member enroll now! Details can be found at their web site, www.ipmsusa.org.

The 2014 IPMS Region 5 Convention will be hosted by the IPMS/West Central Missouri Chapter. It will be held on October 18, 2014 in Kansas City, MO.

The 2013 IPMS/USA National Convention was held August 14-17 August in Loveland, CO. See my coverage this issue, for more (including a Gallery with photos of all the entries plus other coverage) see the link at the IPMS/USA website at: www.ipmsusa.org

At the Nationals each year, in addition to the contest winners several other annual awards are announced. Of local note, the Newsletter of the Year was IPMS/Bitch O'Hare, edited by Kevin Stover. And our Region 5 Coordinator, Kelly Quirk, was named Regional Coordinator of the Year. And for 2015, the National Convention was awarded to Hampton, VA

The Nats are a big event, drawing modelers from the whole US and some foreign countries. I heard award winners from Canada, Mexico, Brazil, Argentina and even French Polynesia! If you have a chance to attend a National I would suggest you do. The quality of work displayed is outstanding.

The 2014 IPMS/USA National Convention website is now up, link to it through the IPMS/USA page.



Oct 18 2014 IPMS Region 5 Convention hosted by IPMS/West Central Missouri Kansas City, MO
2014 50th Anniversary IPMS/USA Nationals at Hampton, VA.
2015 IPMS/USA Nationals in Columbus, OH

2013 IPMS/USA National Convention "Thin Air Nationals"



The 2013 IPMS/USA National Convention was held August 14-17, in Loveland, Colorado, just north of Denver. Since we like that part of the country my wife and I combined a vacation with the convention as the last stop on the way home. So after some time in Boulder and Estes Park, on the Thursday of the convention I headed to Loveland.



The site was the Hammons Conference Center, which is attached to an Embassy Suites Hotel. The facilities were great, lots of room, free parking and the rooms were well lit.



The vendor area at the Nationals is often referred to as "The World's Biggest Hobby Store" (for four days). There were two big rooms, with 83 vendors. While most of the products were geared to military builders, I still found some things. MS Hobbies was there, it was nice to meet owner Mark Palacz as they send us their updates and I have ordered from them. Revell was there, the new tool VW Beetle kit was on display. There were seminars presented throughout the show. I attended an informative

one on photography put on by Fine Scale Modeler magazine



The large contest room held 2,534 entries from 750 registrants. Since some entries, like collections or dioramas have multiple models there had to be over 3,000 models to view. The quality was very high at this national level.



Since this is an IPMS show, there were mostly military models, especially air planes. But there were a lot of very nice automotive models in xx categories. And the Judges Best of Show Award went to scratch built 1/12 1936 Farmall tractor, which also was Best Automotive. Yours truly was lucky to take a Third Place in the pre 1948 Street Rod category.

Here are some photos of models on the tables. The winners will be featured in an upcoming *IPMS Journal*.



Indy Turbine



1st Place pre-48 Street Rods



Resin Cheetah



Heavily modified Monogram Midget, the old 1/16 scale issue!



Ford GT40



Scratchbuilt 1/8 Belly Tanker



Class winning BMW Z4



Model Factory Hiro Delta Wing



1/32 Surtees F1



1/20 Tamiya Wolf F1



Custom Class Award Winner



Rat Rod



Rat Rod Buggy, from a Tamiya kit.

2013 6th Annual GTR Summer NNL

The 6th Annual GTR Summer NNL took place at the traditional venue, the Algonquin Township Building in Crystal Lake, IL on Sunday August 4. The weather was nice, not too hot, and we had another good turnout for the contest and the outdoor Trunk Sale swap meet.

There were 131 models entered in the contest by 23 builders. There were also many other models on display but not part of the judging, such as the primer table from GTR's Rockin Rick Hanna and the display of Chi town Hustlers by Rich Deneen.

We award trophies for 9 classes, plus Best Theme and People's Choice, which in the future will be called the Tim Leicht People's Choice Award in honor of our good friend Tim. All these awards were decided by popular vote of the contestants. This new we had a special award, the Chris Ducey Best Ford, given to the Ford in the contest that best honored the memory of Chris Ducey.



Trophies



Raffle Table



Outdoor Trunk Sale



There were plenty of kits and other stuff available, and the weather was nice this year.



The pizza lunch, included is the contest admission fee, is a favorite part of the NNL. Time for relaxing and catching up with your modeling buddies.

GTR wants to thank everyone who came out, and also our trophy sponsors (see the results photos) and those who donated to the raffle:

- Revell Monogram
- Replicas and Miniatures of Maryland
- International Model Car Builders Museum
- Doug Fisher
- Andy Kinzelman
- Dave Green
- Steve Jahnke
- And any others I missed.

And thanks to all who contributed photos:

Mike Fuller
Gerry Paquette
Don Molitor
Chuck Herrmann
Larry Fulhorst

For more GTR Summer NNL photos check out our Facebook page!

Summer GTR Winners



Tim Leicht People's Choice Award:
Ken Leslie 1/12 2010 Ford Mustang



Best Street: Ken Leslie
Model: 1/12 2010 Ford Mustang
Sponsor: GTR Newsletter



Best Theme: 60 Years of Corvette: Street
Ken Leslie Model: 1962 Corvette
Sponsor: Lake Michigan Model Car Club



Best Out-of-the Box: Ken Leslie
Model: Nissan GTR Calsonic
Sponsor: Northern Illinois Model Builders



Best Custom: Glenn Jaslowski



Model: 1932 Ford
Sponsor: Mark S. Gustavson



Best Comp Open Wheel: Ed Sexton



Model: Indy Eagle
In Memory of Bill Lastovich



Best Comp Closed Wheel: Matt Key



Model: Roush Mustang Trans Am
In Memory of Bob Paeth



Best Motorcycle/Misc: Paul Johnston



Model: Honda NSR 500
Sponsor: GTR Auto Modelers



Best Commercial: Gerry Paquette



Model: 1941 Chevy Shop Truck
Sponsor: IPMS/BONG Chapter



Best Military Vehicle: Chuck Herrmann
Model: 1/35 VW Kubelwagen
Sponsor: IPMS/Lakes Region Scale Modelers



Chris Ducey Best Ford Award: Don Molitor



Model: 1977 Ford Van
In Memory of Chris Ducey

Best Curbside: Don Molitor
Model: 1977 Ford Van
Sponsor: Ron Thorne



Best Theme: 60 Years of Corvette: Racing
Don Molitor Briggs Cunningham 58 Corvette
Sponsor: Automotive Modelers Group

NNL Models

Here are pictures of models on display at the show.



Chi Town Hustler collection on display



Diorama



Midget Racer



Competition Closed wheel Class table



Ferrari F1 Pit Diorama



Collection of all Indy Pace Cars from Glen Jaslowski



Rockin Rick Hanna's Primer Table



There were lots of Theme Corvettes.



Just relaxing at the NNL



GTR GALLERY



Vendors setting up.



Some familiar faces and backs....



GTR registration table & door prize pile



Very nice three wheeled Morgan



JUNK EVERYWHERE



Reprinted from the Winnebago Auto Modelers Newsletter

Kit Review: Aoshima Lamborghini Aventador LP-700-4

Description Lamborghini Aventador LP-700

Manufacturer: Aoshima

Kit#: **Scale:** 1/24

Reviewed by Rich Wilson

Reprinted from the Maryland Automotive
Modelers MAMA Sez Newsletter



I saw a brief review in one of our model magazines several months ago and thought I'd like to get one of these. I like the looks of it; with its' sharp lines it looks vicious. So, I went online and found Aoshima has two versions, with and without engines. As you could guess, the "without" version was/is available and I wanted the more detailed version that wasn't available at that time. So I've had to wait these many months, and like most of us I'm not very patient. Upon opening the box, the body jumps out at you; it's so wild looking. The kit features opening doors and hood and there are sprues crisscrossing all the openings like a birdcage. The kit totals 153 parts in several different colors: black, white, grey, chrome, clear, clear red and orange. Those last two are a surprise to me since Japanese kits usually have the modeler paint clear parts for tail-lights. The good news is that the body and all its' various parts are cast in white, while the interior is in grey and the chassis is in black. There are three chrome trees, small, but only the one with the head and taillight reflectors are shiny. The wheels are dull chrome.

Funny story; I was curious as to just what the name meant, what did it translate to. It so happened at the time I was working with a young Mexican man, so I asked him and he thought for

a second or two and said "thrower" as a baseball pitcher. That seemed very odd to me, so later at a MAMA meet, I queried member Cruz (*Marcos*) and he said, "vent" (*ventador*) as in a heat/AC vent. Now I was more confused; neither of these made any sense. So, I went online to a translation site and tried both spellings and got the answer from hell—"term not found." Now I know from experience that Lamborghini uses Spanish names, normally of famous bulls. Out of sheer aggravation, I was determined to find the answer, so back to the computer. I went to Google this time and tried the first site in the list and in that sites' first paragraph, finally the answer to my long quest, a famous and valiant fighting bull from '93 Saragossa Spain! Oh well!!

Officially unveiled at the end of February 2011, one years worth of production was immediately sold and delivered later that year. It replaces the *Murcielago*, now ten years old. Its' design was influenced by the *Reventon* and *Estoque* show cars. Which brings up another short story. I saw a program a few months back that interviewed a Lamborghini big wig. I noticed he pronounced that name just as Cruz told us.

Almost needless to say any more, the tub is made of carbon fiber, the molds of which last only for 500 units. The engine is the first new V-12, set longitudinally, since the 3.5 liter engine in the 350GT. It develops 690 horse-power at 8250 rpm and as many pound/ft of torque from 6.5 liters (*396.5 ci.*). The 60-degree engine weighs in at 517 pounds and gets 13.7 mpg combined. Not bad for an all wheel drive car that weighs in at 3470 pounds (*dry*). It can accelerate from **zero to sixty in 2.9 seconds**, and has a **top speed somewhere between 217 and 230 mph**. **Quarter mile times** are just as impressive—**10.6 sec @ 137 mph**—without blowers, turbos **OR** nitrous. The transmission is built by Graziano transmission, while the all-wheel drive unit is built by Haldex Traction, all through a single disc clutch that works via paddle shifters in 50 milliseconds. Several show cars have been built including a roadster version that may see production at some point.

Engine: It consists of only 11 parts, but that's better than the engine plate of the less expensive kit. There are the block halves that have the heads, oil pan and lower intake assembly cast together. The timing cover, belt and alternator make up three parts. The exhaust headers are reasonably done with catalytic converters, while the cam covers are also separate items. The upper intake is one large piece with throttle bodies, but there are several decals including

“Lamborghini” scripts. What you get is well done and fits into a five-sided box that makes up the engine bay. There is no trans-axle of any type—I guess because it would be hidden anyway.

Chassis: As you might expect, it’s basically a flat plate, but with an interesting twist. In the center is a rectangular well that the modeler can use to mount the completed model to a showcase. The lower suspension arms are cast to the chassis and the uppers are paired up left to right. The uprights lack any real detail, as do the A-arms, but the brake rotors tend to make up for this and there are decals for the calipers. There are levers in place of shocks that I believe actuate shocks much like those used in Formula one and Indy car. There is no steering designed in, but the tires/wheels do mount with the now familiar poly caps. The tires have excellent tread detail but no lettering, but then where would it be put since the sidewalls are non-existent.

Interior: The 12 part count of the interior doesn’t belie its’ de-tail. There are eight decals for scripts and various details. One of them is the gauge cluster—there are two to choose from, that apparently get soaked in water then stuck to the back of the clear gauge face. The console makes the interior look like one from a modern jet fighter. The seats have a plug for the back of the headrest, but there are no seat belts, and as I’ve said before this kit needs them to look complete. Despite the complete paint color list, I had trouble understanding it until I went online and Googled one of the two companies. Aoshima gives paint colors for either Gunze-Sangyo or Mr. Color. I found large paint chip charts for both companies that are well worth having for future reference. For further aggravation, there are custom mixes that are used in several places. To save ink, they give the colors needed and the amounts and then refer to it later as color “A,” for instance. What you see on the instruction sheet is “PH A” or “PH B” with the A or B in a black box. Unless you read everything printed in English, you’ll miss this. After all that, PH A translates to flat black; made from gloss black and flat base. Gee, wouldn’t it be easier to sell flat black paint?!

Body: The body assembly seems to be the most involved of the build with its’ 37 parts! Did you think it was one-piece? Well, it is in one sense. It’s just with all the angles and protrusions, it would probably be impossible to cast all together. And the opening doors and hood don’t help. The mold lines go over the wheel humps and won’t be any big deal. But fear not—each parts assembly is well laid out in the instructions, though I would

recommend taking your time and let some assemblies dry thoroughly. You remember the rear window slats of the 70s? Well, Lambo has done them in clear glass. And Aoshima has done each element separately. Which by the way, reminds me there are three trees of clear parts totaling 36 pieces! And yes, there is a sheet of masks for six of the windows. The doors have metal hinges to rotate upward and metal struts to hold them open. The hood has the same except the hinges are plastic. The mirrors have chrome reflectors. The tail-lights are made up with both clear red and orange elements.

Decals: Besides those already mentioned there are mesh grilles, 14 in all, for the various air intakes. There are wheel hub centers, badges, scripts in black and white, center brake light, European plates and an under hood label.

There are optional parts mentioned (*at extra cost*), though we’re not told what they consist of or how much they cost, and a visit to their web site was of no use. This is a great kit but not one for those without experience. The list price for this kit is \$62 but the non-detailed version goes for \$55. Mine is going to be **Arancio Borealis Pearl**—that’s bright orange pearl, a Lamborghini color I bought from Cobra Colors several years ago. The real thing sells for between **\$397,500-\$441,600**, and if you think that’s expensive consider that you could get **THREE** of them for the price of a **Ferrari Laferrari**!!

The Real Thing



In case you never see one..the police car is from Dubai!!





GTR Event Calendar

Sep 14 Meadowdale, Motorsports & Memories
Raceway Woods Carpentersville, IL
www.mirpa.org 847-421-2891

Sept 21 NORDICON 2013
Northern Star Council Boy Scout Camp
Fort Snelling MN
robertmaderich69@hotmail.com

September 22 62nd IL Plastic Kit & Toy Show
DuPage County Fairgrounds, Wheaton IL
(630) 969-1847 Email: pthpowerinc@aol.com.

Oct 3-6 iHobby Expo
(Public Days Sat & Sun, Contest on Saturday)
Schaumburg Convention Center, Schaumburg IL
www.ihobbyexpo.com

Iron Invasion Oct 11-13
McHenry County Fairgrounds, Woodstock IL
www.ironinvasion.com

Oct 5 National NNL Toledo

Oct 19 IPMS Glue Crew
Howard Johnson Inn & Conf Center Wausau, WI
Joseph Drew 715-842-0173

October 20 Countryside Collectors Classic Show
Park Place Of Countryside,
Countryside, IL
www.uniqueeventsshows.com

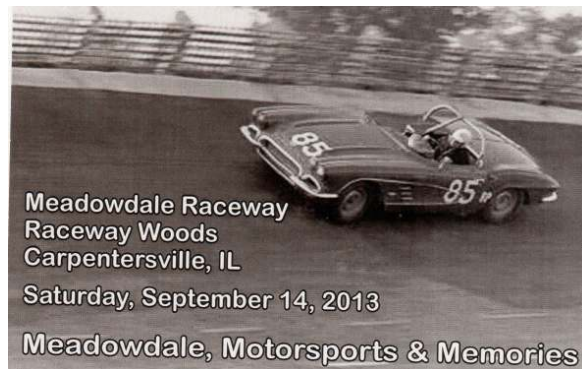
October 26 Circle City Modelers 19th Annual
Contest & Swap Meet
Knights of Columbus Hall Indianapolis IN
Cgbeach1221954@yahoo.com

Nov 9 IPMS/Butch O'Hare
31st Annual Contest & Swap
Lakeview Jr HS, Downers Grove IL
www.butchoharemodelers.com

November 3 Scale Auto Hobby & Toy Show
American Serb Hall Milwaukee, WI
www.uniqueeventsshows.com

Dec 1 Tinley Park Annual Holiday Toy Show
Tinley Park H.S. Tinley Park, IL
www.uniqueeventsshows.com

Dec 8 Milwaukee Miniature Motors Winter Show,
Waukesha County Expo Center, Waukesha, WI
Call (262) 646-4114 (Voicemail) or email
jdunn07@centurytel.net
<http://www.milwaukeeeminaturemotors.com>



5th Annual
**Meadowdale, Motorsports
& Memories Car Show**

Saturday, September 14, 2013

Celebrating Corvette 60th Anniversary
and all race & street cars of interest.

Awarded to the vehicles that best evoke
a passion for automotive excellence...

- Meister Brauser Trophy
 - Nickey Chevrolet Trophy
 - Leonard Besinger Trophy
 - RKE Engineering Trophy
- plus....best of show trophies

"After the Show" Dinner. featuring discussions
with the drivers who were there!

**For Car Show Info, Vehicle Registration
and Dinner Tickets:**

www.mirpa.org • mirpa1958@aol.com • (847) 421-2891

*Corporate Sponsorship, Vendor, Display &
Advertising Opportunities Available*

Presented by the Meadowdale
International Raceways
Preservation Association



MIRPA

a recognized 501(c)3 non-profit organization