



# GTR

## Newsletter

### May 2013



#### Inside this issue:

- GTR News & Events Calendar
- Milwaukee NNL
- Revell Miami Vice Daytona Spyder Review



## GTR Auto Modelers

Based in the Chicago, IL Northwest Suburbs  
2002/2003 IPMS/USA Region 5 Chapter of the Year  
2007 and 2008 IPMS/USA Region 5 Newsletter of the Year  
**2013 Meetings: Every 1st Saturday @ 7:00 p.m.**

Location alternates between member's homes and the Algonquin Township Building

Your current GTR Officers are:

President: Open

Vice President: Steve Jahnke

Secretary/Contact: Chuck Herrmann

847-516-8515

847-516-0211

[stevejahnke@comcast.net](mailto:stevejahnke@comcast.net)

[gtrchab@yahoo.com](mailto:gtrchab@yahoo.com)

The GTR Newsletter is edited by Chuck Herrmann

Please send all correspondence, newsletters, IPMS information, articles, reviews, comments, praise, criticism to:  
Chuck Herrmann 338 Alicia Drive Cary, IL 60013

Unless indicated, all articles written by the editor. All errors, misspellings and inaccuracies, while the editor's responsibility, are unintentional. Feel free to copy for any other nonprofit use.

**Check out the GTR Auto Modelers website at: [www.gtrautomodelers.freeservers.com](http://www.gtrautomodelers.freeservers.com)**



And on Facebook at GTR Auto Modelers



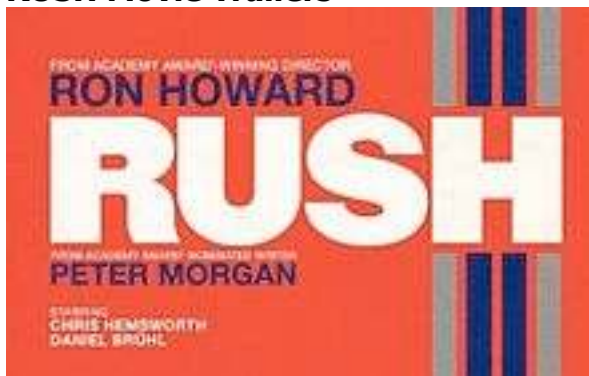
# GTR Mailbag

IPMS  
GTR

by Chuck Herrmann

## MEDIA

### RUSH Movie Trailers



The trailer for the new Ron Howard movie Rush is now available at various web sites, including [www.rushmovie.com](http://www.rushmovie.com). The film, due for release in September, is the story of the 1976 Formula 1 season and the battle for the Grand Prix Championship between James Hunt in a McLaren and Niki Lauda in a Ferrari.

## INDUSTRY NEWS



A new release is this unusual Tamiya/Ebbro collaboration of a truck variant of the iconic Citroën 2CV. Full detail kit includes engine, suspension, and interior detail.

## EVENTS

See the events calendar for details for all of the events that I know of. If any readers wish their events or any other events of interest to GTR listed send the information along to me.



## GTR Update

The next regular meeting will be Saturday, May 4, at the Algonquin Township Building. Except for June, the regular monthly meetings will meet at the Township. The June meeting will be at my house in Cary.


The 2013 GTR Club Calendar features a photo of a member's model each month. You will need to order your copy; cost to members is \$10. Let me or Steve Jahnke know if you want one, we will bring it to the next meeting. Thanks to Steve for taking the photos, putting the calendar together and handling the orders. We are planning to do several photo shoots for the 2014 Calendar throughout the year. Steve took photos at the April meeting, watch for notice of the next shoot.

Any member who wants to bring up other ideas or suggestions for future meetings or activities, do so either at the meeting or contact me.

Past issues of the GTR newsletters are available on line.

Go to [www.carsandracingstuff.com](http://www.carsandracingstuff.com), then click on Newsletters, find GTR and our newsletters are achieved back to 2004. Thanks to Bill Crittenden for storing our newsletters on his site.

## GTR is on Facebook



GTR now has a Facebook page. We will be posting news and photos from meetings and events. And others are free to post their photos and messages! Thanks to Joel Peters and Rick Hanna for setting this up. We are getting new viewers and friends each month.

## 2013 6<sup>th</sup> Annual GTR Summer NNL

The GTR Summer NNL will be held Sunday August 4. The Theme will be 60 Years of the

Corvette, with trophies for Best Street and Best Racing Corvette models. We have added a new additional category this year, Military Vehicles, so hopefully some of our military modeling brothers will join us at the show!

And we are now accepting trophy sponsorships (\$35 per trophy) and raffle donations. Several have already been sold so contact us if you are interested.

### 2013 GTR Club Project

To promote the NNL and to motivate members to build, the GTR club project this year will be Corvettes. Finish a Corvette model between now and the NNL in August, and bring it to a meeting, the NNL or send a photo to me and your 2013 dues will be refunded! There are lots of options as the Corvette is probably the most modeled subject there is. We are seeing projects each meeting that hopefully will be done by the show. So grab a kit and start building!

### April GTR Meeting

The April regular GTR meeting was held at the Algonquin Township Office on April 6. For the business portion of the meeting we did the treasury report and the mailbag. We discussed the upcoming Milwaukee NNL. Steve did a photo shoot for the 2014 GTR Club Calendar.



Then it was on to Show & Tell. Here is some of the stuff on the tables:

**Steve Jahnke:** Steve had several models he had brought in previously on hand for the photo shoot



Steve also had some new and unbuilt kits.

**Chuck Herrmann:** a built Revell Ferrari 612 Scaglietti....




and a Jimmy Flintstone resin 1/1 Tiki God Gear Shift lever.



**Dave Green:** Again Dave had a lot of new kits to look at, including the new Round 2/AMT reissue of the Opel GT with lots of extra parts. Also their 62 Corvette, Sock it to Me.






Dave also had some projects, kitbashing the snap Revell 2010 Mustang with the glue kit to build some different variants. (the current *Scale Auto* also has an article on doing this)



**Dave Edgecomb:** Auto Art 1/18 Porsche RSR



And a book on the John Wyer racing teams.



**John Walczak:** a project that he is using make up for weathering techniques (used like pastels)



GTR Auto Modelers Newsletter May 2013

**Ed Sexton:** the new Fujimi Lotus 97 kit – note no picture of car on the box art, just Ayrton Senna.



Larry Fulhorst: This large scale Lola T-160 kit with lots of parts to model the Swede Savage driven version of this Can-Am car



**Gerry Paquette;** two upgraded Fujimi BMW models - a B6 Alpina and an M5.



And a Fujimi Fiat 500 Abarth in progress



Rick Hanna: Rick brought in his in progress MPC Mako Shark kit (now with a vintage trailer)



Also a 64 Mercury project, being built according to an article in an old *Rod & Custom* magazine



## IPMS News

GTR is a local chapter of IPMS/USA, in Region 5. Local chapters need five active national IPMS/USA members to remain an IPMS chapter. We had enough National IPMS members this time, but we can use some more. So we urge those who have lapsed to renew their IPMS/USA membership, or if you have never been a member enroll now! Details can be found at their web site, [www.ipmsusa.org](http://www.ipmsusa.org), or see me for membership forms.

The 2013 IPMS/USA National Convention website is now up for the Thin Air Nationals in August in Loveland, CO – see:

[www.ipmsusa2013.com/](http://www.ipmsusa2013.com/)

We await news of the 2013 IPMS Region 5 Chapter of the Year winner as well as the site of the 2014 Region 5 Convention.

**IPMS USA**  
International Plastic Modelers Society

2013 IPMS/USA Nationals:

August 14-17 Loveland, CO

2014 50<sup>th</sup> Anniversary IPMS/USA  
Nationals at Hampton Roads, VA.

## MILWAUKEE NNL 21

The 2013 Milwaukee NNL hosted by AMG (Auto Modelers Group) was held Saturday, April 13 at the usual venue, the Excellence Center in Waukesha, WI. The show was again very successful; this year drawing the largest model count in the event's history, as over 920 models were on display.

GTR had a display on our club table this year. See the cover photo. The pegboard featured club graphics and shelves for models, which we rotated throughout the night as members came in. It was well received with many favorable comments.

The theme was Not Legal in all 50 States.



The subtheme was 60 Years of Corvette.



Every year Corvette was on display!




Crowded display tables.



Nice version of a Ferrari F40



Several clubs had club display. Winnebago won the award, as usual.



Great paint on a Chevy lowrider.



The new Tamiya Red Bull kit.



A very neat resin Alfa racer.



Racing Corvette in colors of a French team



Vintage racer



F1 cars with tobacco markings



Two AJ Foyt Copenhagen late 80's cars.





This one was featured in *Scale Auto* a few years ago.



Matador stocker – nice build of a difficult kit.



Some rat rods.



Old School customs



Stock car on the theme table



1/43 Carrera Panamericana racer



It was the usual good crowd.



The raffle.

It was another good show this year. Besides lots of great models on display, Revell and Iwata (Airbrushes) had displays of their products. Revell had a test shot of the upcoming 57 Chevy Convertible.

After the awards (decided by popular vote) were given out, it was announced that next year's show date will be April 12. The theme will be 50 Years of Mustang. The Sub-theme will be Trucks.

# Review: Revell *Miami Vice* Daytona Spyder Reissue Kit Build



**Description:** *Miami Vice* Daytona Spyder

**Manufacturer:** Revell

**Kit#:** 85-4917      **Scale:** 1/24

*By Chuck Herrmann*

**Subject:** *Miami Vice* was an American television crime drama series airing on NBC from 1984-1989. The series starred Don Johnson and Philip Michael Thomas as James "Sonny" Crockett and Ricardo "Rico" Tubbs respectively, two Metro-Dade Police Department detectives working undercover in Miami. Unlike standard police procedurals, the show drew heavily upon 1980s New Wave culture and music. The show became noted for its heavy integration of music and visual effects to tell a story. It is recognized as one of the most influential television series of all time. In additions to reruns there was a new movie loosely based on the series in 2006.

Sonny was an undercover detective who needed to establish a cover to infiltrate the Miami drug gangs, so he needed lots of bling. This included his wheels. In the the series he drove two cars, a Daytona Spyder and then a Ferrari Testa Rossa. During the first two seasons and two episodes of the third season, Detective Sonny Crockett drove a black 1972 "Ferrari" Daytona Spyder 365 GTS/4. Actually, the car was not a Ferrari, but a kit replica based on a 1980 Chevrolet Corvette C3 chassis fitted with Ferrari-shaped body panels. Once the car gained notoriety, Enzo Ferrari filed a lawsuit demanding that several companies cease producing and selling Ferrari replicas, because they were taking

his name and styling. As a result, the vehicle lasted until season 3, at which point it was blown to pieces in the season three premiere episode. The fake Ferraris were removed from the show, with Ferrari donating two brand new 1986 Testarossas as replacements. When Ferrari saw the black 'Daytona', he was convinced that it did not stand out in the night-time scenes very well; thus, the new *Miami Vice* car was produced in white. Ferrari continued this color in production for the Testarossa only. (Why use a kit car for the show? Only 122 "real" Daytona Spyders were built, so they were too rare and expensive to beat up shooting a TV series).



**Kit History:** Monogram issued kits of both cars while the show was originally on. The original box art is below.






Revell did reissues in 2006, no doubt to cash in on the new movie. And now in 2013 we get the Daytona Spyder again.

**The Build:** My kit example is the 2006 issue, which I picked up at the February Wheaton swap meet. But I am assured that the latest kit is a straight reissue. I had always meant to build one of these and the recent Ferrari Expo proved my inspiration.

The kit is true to its subject in that it is a Ferrari style Daytona Spyder body on a Corvette chassis with a Chevy V8. The model is based on old Monogram tooling of the C3 Corvette, in a somewhat simplified design. It was molded in white, with chrome wheels, bumpers and other pieces.



The chassis appears dated, the front suspension is one combined piece rather than separate arms, shocks, tie rod etc. as on other kit versions of this series Corvette.



No firewall or battery is included. It makes for an empty engine bay. It includes a full engine with separate exhausts. However, the exhaust pipes sit too low in the rear. They go under the rear suspension but drag the ground. I cut the posts on the mufflers to get the rear to sit up tighter to the chassis to provide more ground clearance.



The body looks okay proportionately. A convertible boot and a raised soft roof are both included.

The interior is just the basic elements in a bucket style assembly. Gauges are molded to the dash, no decals are provided for gauges.

The body to chassis assembly has no definite attachment points. I wound up snapping it in. It stays but it moves around from side to side.



Out of the box the front end sits too high, with just a one piece suspension unit you cannot adjust front suspension.



The wheel backs have a hole that you push onto plastic pegs. It is a very sloppy, wobbly fit. Since I was going to glue it all together I modified the wheel back and allowed it to sit lower by making the hole lower. Since the wheels won't turn and it is hidden on the finished model, while not realistic it gets the job done.



**Summary:** While I like the subject of this kit for several reasons, the model does have a lot of issues. Overall fit of the parts is not too precise. I assume this is because the body was adapted to fit an existing chassis and interior? Hey, just like a real kit car! I painted the body with Testors Gloss Black Lacquer from a rattle can. The interior I did with Testors Modern Desert Tan flat, also rattle can. The interior is a little lighter than the real car but it contrasts nicely with the black body. I did add a firewall from another Vette kit and will add some visors to the windshield frame. From photos of the real car it appears it had clear headlight covers instead of retractable covers as in the kit. But this model does allow you to build a shelf model of a famous TV car if you apply some basic modeling skills.

**Comments:** There have been several nasty comments on the Revell Facebook page over the fact that this car was chosen to be reissued instead of some other old favorite. Well, if you don't like the subject matter of this kit don't buy it! Not everything we want is always available, deal with it! While this kit does have several significant shortcomings it can build into a decent shelf model. And Ferrari Daytona kits are rather rare. Just leave the hood shut for a curbside Ferrari. Or substitute a more detailed Corvette kit chassis if you want more details there. See the next review for someone's detailed plans on correcting a not so perfect kit.

### The Built Kit



Bumpers are chrome, I used Bare Metal Foil for the windshield frame



The hood tilts forward.



A thinned black wash brings out the nice wire wheels.



The only decals are the three different license plates. I picked the obvious one....

### The Real (Reel?) Thing



Note the headlight covers, not in the kit.



Nice ride for going fishing!



Sonny cruising South Beach.



The end of the Syder on the show. Blown up by a Stinger missile! But not to worry, Sonny wound up with a real Ferrari, the white Testarossa for the rest of the series!



## Miami Vice Soundtracks: Music to Model by!

Since the TV show was so popular and the music used was a big part of that, it followed that there would be a music album (yes, vinyl was still king). I have the original vinyl, and have since bought the CDs so I popped them in the player while working on the kit. There were three soundtrack albums; the second has a picture of the Testarossa on the cover.



Both feature the techno style Miami Vice theme by Jan Hammer used in the opening sequences of the show, along with some other 80's vintage techno stuff. The first (white) CD is better, with Glen Frey (*Smugglers Blues* and *You Belong to the City*) and Phil Collins (*In the Air Tonight*) as well as Tina Turner. This is a good collection, better than many soundtracks. The album spent 11 weeks at #1 on the Billboard Top 200 Albums chart, a record for a TV soundtrack that still stands. It was also the biggest selling TV soundtrack until *High School Musical* broke that record in 2006. Due to the album's immense success, it was followed by *Miami Vice II* in 1986 and *Miami Vice III* in 1988.

The second CD is so-so in comparison. And *Miami Vice III* I never knew about until I researched this article! But as soon as you hear the theme music it will bring back memories of the show.

## Royal (?!) '66 Pontiac GTO



Kit: 85-4037

Scale: 1/25

by: Tim 'gtoguy' Sickle

reprinted from the May Edition of MAMA Sez, the  
newsletter of the Maryland Auto Modelers  
Association

I must admit I was puzzled when I heard about this kit release from Revell. However, after the realization that it was slated to be the **GeeTo Tiger "Recreation/Tribute" car**, I was excited, as it was a nice, newer Pontiac drag racer that could be added to my 'museum.' Once I got my hands on the kit, my **excitement quickly faded. Huh?! A new Pontiac kit, and I'm not jumpin' up and down?! Read on for details**


Before diving inside, let's consider a few contradictions in the box art for a moment. It is my belief (*later confirmed by a close Pontiac racing friend*) that it was shot at Norwalk Raceway, home of the Pontiac Tri-Power Nats. The car, as originally built in 2001, ran Torque Thrust D rims. The Rally II rims in this shot (*billet, by the way!*) date the picture as possibly 2010.

The car was originally built with a bored and stroked Butler 455 (467 cu. in.), and a Turbo 400 transmission, with a 3,500 RPM stall converter inside. It also inhaled through the stock hood scoop, before eventually changing to what I refer to as the "Super Duty scoop on steroids."

This kit is no more than Revell's excellent tri-power GTO from several years ago. That means that what you get in the kit is the aforementioned tri-power V-8 (*as opposed to the Butler single four-barrel powerplant*), while it rolls on your choice of wheels, as long as they include Hurst mags, rather than the correct American Torque Thrust Ds. And, finally, there is no roll bar

whatsoever **OR** slicks for this car, which is capable of ripping off sub-11 second time slips. I hope to build it, and here's how I hope to accomplish that.

Let's start off with the **rims**, and leave the biggest challenge (*the engine!*) for last. There are several Revell kits with rims that would work, starting with the original issue of the '68 Firebird. American Torque Thrust Ds can also be found in the company's '32 Ford 3-window coupe, as well as their B-M Camaro and Corvette, and lastly, their Rebel Racer L88 Vette. I **DEFINITELY** enjoy parting out Chevies in favor of Pontiacs!



For **rolling stock**, this area is wide open. The Revell Firebirds ('68 and '78 T/A) both contain slicks. The GTO started out on a 28"x10.5"x15" slick. I'm still searching for a suitable tire for the 26"x7.5"x15" M/T Sportsman Pro front tires.

The car was modernized with a **four-wheel disc brake setup** by Stainless Steel Brakes. The recently reissued 'Foosie' '68 Firebird should have something that will pass. There are also aftermarket sources for this item.

Let's not forget the **rear sway bar**. The Revell '72 Olds includes one. Or, if you are a bit talented, try bending one up out of thin wire. I'm gonna experiment here. The tubular front control arms might be a bit tricky.



As far as the engine is concerned, I haven't quite figured it all out yet. Obviously, it'll take a little scratchbuilding for the valve covers, and timing cover the Revell '68 Firebird also has a nice **single four-barrel intake setup** and a set of **tubing headers**, which would replace the stock cast iron units in the Goat. The **Turbo 400 trans** is available from a certain **MAMA resin caster** whose initials are **RMCM**.

And let's not forget the most important part—the **roll bar**. There is a roll bar in the 'Bird, though it's only a two-pointer, meaning the builder will have to add tubing of appropriate size to upgrade it.

Early buzz had the kit coming with **TWO** sets of decals—the original 'Tiger,' and the 'Recreation Tiger.' Well, the kit includes **ONLY** the current set. Again, according to my research, the kit **IS** advertised on Facebook (*if I'm not mistaken*) as including **BOTH** sets.

Oh, and before I forget, the kit also includes the pre-painted resin 'Mystery Tiger' figure from the original GeeTo Tiger release.

This kit is going to frustrate modelers—it's a 'teaser'—a kit that cannot be built to represent the box art with the parts included in the box. Don't misunderstand; I'm not denigrating this nice kit—just the way it was marketed. Expect to have to work for a passable Wangers version.





# GTR Event Calendar

Feb1 thru May 19 GEARZ/Revell Model Kit Championships On Line Contest  
Modern Muscle/WWII Planes/Trucks  
[www.revell.com/contest/revellgearz2013.html](http://www.revell.com/contest/revellgearz2013.html)

Feb1 thru May 19 On the Road to Glory: Fred Lorenzen Exhibit Elmhurst Historical Museum  
120 E. Park Avenue Elmhurst, IL

Apr 27 Annual Scale Model Contest  
Upper Peninsula Scale Modelers  
Peter White Public Library, Marquette, MI  
[bill\\_conley@charter.net](mailto:bill_conley@charter.net)

May 2-3 23<sup>rd</sup> Annual International Scale Vehicle Championship and Convention  
Sheraton Salt Lake City Hotel, UT  
[www.gslchampionship.org](http://www.gslchampionship.org)

May 11 HMCA Contest and Swap Meet  
Knights of Columbus, Indianapolis, IN  
Contest: Duane Tripp (317) 421-1453  
or [DCT2136@aol.com](mailto:DCT2136@aol.com)  
Swap Meet: Dave Williams (317) 322-1852  
or [indyhmca@hotmail.com](mailto:indyhmca@hotmail.com)

May 19 13<sup>th</sup> NNL North Show & Swap  
Knights of Columbus Hall, Bloomington MN  
Bob Maderich 612-423-2985  
[www.RPMMModelClub.com](http://www.RPMMModelClub.com)

May 26 Indy 500 Indianapolis, IN

June 22-23 LeMans 24 Hours LeMans, France

July 13 NIMCON 2  
Host: IPMSLakes Region Scale Modelers  
McHenry County College, Crystal Lake IL  
Phil Pignataro 847-658-9920

July 14 Attack of the Plastic Contest & Swap  
Lake Lawn Lodge, Delavan WI  
Rick Allen 262-728-5003

August 4 6<sup>th</sup> Annual GTR SUMMER NNL  
Theme: 60 Years of Corvettes  
Algonquin Township building  
Crystal Lake, IL  
[gtrchab@yahoo.com](mailto:gtrchab@yahoo.com)

Aug 10-11 Road America ALMS and Grand Am  
Elkhart Lake, WI

August 14-17 IPMS/USA National Convention  
Loveland, CO  
[www.ipmsusa2013.com](http://www.ipmsusa2013.com)

Sept 21 NORDICON 2013  
Northern Star Council Boy Scout Camp  
Fort Snelling MN  
[robertmaderich69@hotmail.com](mailto:robertmaderich69@hotmail.com)

September 22 62nd IL Plastic Kit & Toy Show  
DuPage County Fairgrounds, Wheaton IL  
(630) 969-1847 Email: [pthpowerinc@aol.com](mailto:pthpowerinc@aol.com).

Oct 24-27 iHobby Expo  
Schaumburg, IL  
[www.ihobbyexpo.com](http://www.ihobbyexpo.com)

October 20 Countryside Collectors Classic Show  
Park Place Of Countryside,  
Countryside, IL  
[www.uniqueeventsshows.com](http://www.uniqueeventsshows.com)

November 3 Scale Auto Hobby & Toy Show  
American Serb Hall Milwaukee, WI  
[www.uniqueeventsshows.com](http://www.uniqueeventsshows.com)

Dec 8 Milwaukee Miniature Motors Winter Show,  
Waukesha County Expo Center, Waukesha, WI  
Call (262) 646-4114 (Voicemail) or email  
[jdunn07@centurytel.net](mailto:jdunn07@centurytel.net)  
<http://www.milwaukeeeminaturemotors.com>



# **GTR Auto Modelers**



## **IPMS/GTR Auto Modelers**

Chuck Herrmann  
338 Alicia Drive  
Cary, IL 60013

**Next GTR Meeting: May 4, 2013**

[www.gtrautomodelers.freeservers.com](http://www.gtrautomodelers.freeservers.com)