

GTR

Newsletter

November 2012

Inside this issue:

- **GTR News & Events**
- **Revell Ferrari Enzo Snapper Review**
- **Polar Lights Batmobile Build Up**
- **Moebius Bat Pod Review**



GTR Auto Modelers

Based in the Chicago, IL Northwest Suburbs
2002/2003 IPMS/USA Region 5 Chapter of the Year
2007 and 2008 IPMS/USA Region 5 Newsletter of the Year
2012 Meetings: Every 1st Saturday @ 7:00 p.m.

Location alternates between member's homes and the Fountains of Crystal Lake

Your current GTR Officers are:

President: Tim Leicht

815-344-9109

benzwrench@msn.com

Vice President: Steve Jahnke

847-516-8515

stevejahnke@comcast.net

Secretary/Contact: Chuck Herrmann

847-516-0211

gtrchab@yahoo.com

The GTR Newsletter is edited by Chuck Herrmann

Please send all correspondence, newsletters, IPMS information, articles, reviews, comments, praise, criticism to:

Chuck Herrmann 338 Alicia Drive Cary, IL 60013

Unless indicated, all articles written by the editor. All errors, misspellings and inaccuracies, while the editor's responsibility, are unintentional. Feel free to copy for any other nonprofit use.

[Check out the GTR Auto Modelers website at: www.gtrautomodelers.freeservers.com](http://www.gtrautomodelers.freeservers.com)

GTR Mailbag



by Chuck Herrmann

REAL WORLD

US GP in Texas

The Circuit of The Americas in Austin, Texas has been declared ready to host the 2012 FORMULA 1 UNITED STATES GRAND PRIX by FIA, the sanctioning body that oversees international motorsport. So Formula 1 racing is set to return to the United States, November 16-18, after rumors of bickering by the organizers and financial questions. A second US GP, set for a New Jersey street course, is still being put together for 2013 or 2014, so the US may see two F1 races a year after having none in recent years.

New Beetle Convertible

The latest generation VW Beetle will launch its convertible version at the Los Angeles Auto Show in November. Like the hardtop it is based on the current Golf/Jetta platform, and features a pop up roll bar system. It will be available in five cylinder, diesel and turbo versions.



New G7 Corvette

The redesigned 2014 Chevrolet Corvette will debut Jan. 13, on the eve of press preview days for the Detroit Auto Show.



Chevy has released this updated Corvette logo. Will any kit makers have the latest kit available for our 2013 GTR Summer NNL theme?

ALMS 2013 Schedule

After the recent merger of US sports car racing series last month, we have the 2013 ALMS

schedule. There will be ten races in 2013, and for local fans the Road America ALMS will be held August 11, a double header weekend with the Grand Am race on Saturday. There will also be a doubleheader weekend in October in Austin Texas, with the World Endurance Championship. And great news, the 12 Hours of Sebring will be broadcast live in its entirety, instead of next day edited tape delay, which was really lousy for all the ALMS races this year.

DTM and Japan Super GT to merge?

The Deutsche Tourenwagen Masters (DTM) and the Japanese-based Super GT Series have embarked on a new adventure which officially will take the green flag for the 2014 season. The two touring car series reached an agreement that will see the best of both series manufacturers and teams challenging for race wins and championships. The manufacturers for DTM include Audi, BMW, and Mercedes-Benz. Currently in Super GT, Toyota, Nissan and Honda are involved. Final details are to be worked out but cars will be eligible to compete in both series in 2014.

MEDIA

F1 Race Coverage to move from Speed TV to NBC

SPEED TV will not be broadcasting the FIA Formula One Championship next year and beyond. The Fox-owned SPEED channel has been the primary coverage for the United States for 17 years. NBC Sports Group signed a four-year deal with Formula One for the exclusive U.S. media rights to the world's most popular global motorsports series. The deal, which begins next season, will provide over 100 hours of programming across NBC and cable channel NBC Sports Network. NBC will air four races--the Canadian Grand Prix in June, and the final three races of the season in November--while the remaining 16 races will air on NBC Sports Network. All practice and qualifying sessions will also be on the cable station. NBC also has the TV rights to Indy Car Racing.

End of Speed TV

Not coincidentally, FOX Media Group officially signed a TV deal with Major League Baseball. So, just like that, the SPEED network's fate was sealed. It will cease to exist and become the FOX Sports 1 cable network in 2013. Apparently a network dedicated to motorsports and automotive programming was not profitable enough. Hopefully we will still be able to see lots of racing, just somewhere different.

INDUSTRY NEWS

iHobby News

As I noted last month, it felt strange to see the iHobby Expo, the annual trade show of the hobby industry, move from Chicago, which had hosted it from many years, to Cleveland. Since locally we will not have the chance to attend or hear eye witness accounts I have been searching the internet for news.

From www.internetmodeler.com, Editor Chris Banyai-Riepl provided a report, including:

In times past, I would find myself standing in a crowd of people waiting to get in. This time, there was a handful, tops. In talking with many of the vendors, this lack of buyers was definitely seen. At the same time, though, improvements in the economy could also be seen, as while fewer people were wandering the aisles, more were completing deals. That is definitely a good sign for our hobby.

The light turnout was not the only surprise in store as I walked through the giant converted hangar that is the I-X Center. Just as apparent as the limited population was those companies that were not present. Testors, always a popular sight with their thick carpet and padding (a true joy after walking for hours on concrete) was nowhere to be found. Also absent was Hobbico, who handle Hasegawa and own Revell.

Lindberg/Hawk Models was also missing, and those three all had a significant presence at the iHobby Expos in Chicago. Also absent was Minicraft Models and Eduard, and several companies had smaller booths, such as Round 2 Models. A noticeable increase, though, came in the form of retail space, which looked to be about double from what I remember in Chicago.

So there was not a lot of news for auto modelers coming out of iHobby since most manufacturers were not there. Several years ago there was an attempt to hold a hobby trade show in Las Vegas but ultimately iHobby returned to Chicago. If the industry is not satisfied with the Cleveland results it may come back?

The internet has news on some new stuff. Revell has announced that a '49 Merc Woodie station wagon kit is coming, I assume based on the hardtop kit. Also there will be a '57 Chevy convertible, '69 ZL-1 Camaro, '70 Hemi Cuda, and a '92 Mustang LX 5.0 sedan. Revell seems to also either renewed or acquired licenses to Smokey and the Bandit, and Miami Vice. So, expect to see the iconic T/A, Daytona convertible, and Testarossa kits in 2013. Round2 will be reissuing the Monkeemobile, and the 'Christine' '58 Plymouth. From Moebius Models, 2013 will

see the intro of a '71 Ford Ranger pickup. And Fujimi has a kit of the F12 Berlinetta coming. (Thanks to the MAMA Sez newsletter for this news).



EVENTS

The IPMS/Butch O'Hare Show is November 12 in Downers Grove.

See the events calendar for details for all of the events that I know of. If any readers wish their events or any other events of interest to GTR listed send the information along to me. I will be updating it with 2013 events soon.



GTR Update

The next regular meeting will be Saturday, November 3, at the Algonquin Township Building.

Until we firm up any alternate plans or events, the regular monthly meetings will meet at the Township. The December meeting, which will be the Christmas Pizza Party, will be December 1.

Any member who wants to bring up other ideas or suggestions for future meetings or activities, do so either at the meeting or contact me.

We will be doing a club calendar for 2013, featuring pictures of member's models. Steve Jahnke took some pictures at the October meeting, and he has agreed to bring his camera

set up again to the November meeting so bring in models for him to shoot if you wish to be in the calendar.



Here are some of the images Steve took at the October meeting. So bring in your models in November to possibly show off in the 2013 GTR calendar!

2013 6th Annual GTR Summer NNL

Following another successful GTR Summer NNL this year, IPMS has approved our event for next year, on Sunday August 4. I will be putting the flyer and announcement together soon.

The Theme will be 60 Years of the Corvette, with trophies for Best Street and Best Racing Corvette models.

Past issues of the GTR newsletters are available on line.

Go to www.carsandracingstuff.com, then click on Newsletters, find GTR and our newsletters are achieved back to 2004. Thanks to Bill Crittenden for storing our newsletters on his site.

October GTR Meeting

The regular October 2012 GTR meeting was held at the Algonquin Township Office on October 6. For the business portion of the meeting we did the treasury report and the mailbag, and then after Show & Tell Steve took pictures for the 2013 club calendar.

Here is some of the stuff brought in to Show & Tell.

Steve Jahnke: the new Revell Ferrari Enzo snap kit – see cover photo and review in this issue.



Larry Fulhorst: 1/43 Porsche STP 917 Cam Am kit by Sapphire



John Walzak: 1964 Plymouth A/FX Sox & Marin drag car, nice build using an MCW resin body.




Chuck Herrmann: Recent Monogram 1939 Chevy Sedan Delivery build, and



an in process AMT 33 Willys, converting into a rat rod style street rod.



Also the newly reissued MPC Daytona Transport truck kit.



George Pritzen: Two metal Studebaker emblems he picked up at the Iron Invasion car show in Woodstock earlier in the day, and



a Flintstone resin Studebaker body.



GTR Classifieds

Needed: Taillights for 1/24 Modelers Chaparral 2D kit.

Contact Chuck Herrmann gtrchab@yahoo.com

For Sale: Complete set of *Car Modeler*, May 1990 through September 1998, in four original *Car Modeler* binders.

Complete set of *Scale Auto Enthusiast* (*Scale Auto* starting January 2002), May 1979 through December 2011, in original *Scale Auto Enthusiast* and *Scale Auto* binders:

Contact: Ronald Spannraft, (847) 548-2635, rmps13@yahoo.com



IPMS News

GTR is a local chapter of IPMS/USA, in Region 5. Local chapters need five active national IPMS/USA members to remain an IPMS chapter. We are in the process of renewing our charter so I will be contacting GTR members to update our records. We urge those who have lapsed to renew their IPMS/USA membership, or if you have never been a member enroll now! Details can be found at their web site, www.ipmsusa.org, or see me for membership forms.

The 2013 IPMS/USA National Convention website is now up – see:

www.ipmsusa2013.com/

2013 IPMS Region 5 Convention

The 2013 Region 5 IPMS/USA Regional Contest and Convention will be held March 9 in Madison, WI. The last show in Madison, in 2009, saw a strong showing of Automotive models in the contest, over 300 as I recall, so it should be a good show to attend.



International Plastic Modelers Society

2013 Region 5 March 9, Madison, WI

2013 IPMS/USA Nationals:

August 14-17 Loveland, CO

2014 50th Anniversary IPMS/USA Nationals at Hampton Roads, VA.

Polar Lights Prepainted & Snap Batmobile kit Build

Reprinted from the October 2012 AMG Newsletter

By Nick Gregory

Description: 1966 TV Batmobile

Manufacturer: Polar Lights

Kit#: POL824 **Scale:** 1/24



This kit was a lot of fun for me to build. While I am not really a Batman fan, I did see the latest two Dark Knight movies, maybe because I am retired and have the time. For this kit, I know the body is prepainted as well as the figures; however I did use about eighteen different colors to paint and detail the rest of the model. It seemed that once I started this kit I was motivated to finish it. I wish that motivation was there for all my builds!

In the Dec 2011 issue of *Scale Auto*, Chuck Kourouklis did a kit review on this model and he made a few good suggestions. Especially on enlarging the mounting holes, leaving the taillight lens off and not removing the rear deck. Chuck states that the pre painted figures are comic book like and less than realistic. Well, Batman was created by artist Bob Kane and writer Bill Finger for *Detective Comics* Issue #27 in 1939.



This version of the Batmobile was created by George Barris using the 1955 Lincoln Futura concept car, and it was created the TV series in 1966. Even though this is a snap kit, I did enlarge all the holes and glued everything in. I also used Bare Metal Foil on the dashboard, vent surrounds and door panel trim as well as around the window canopies. Decals are provided for the dash

including extras. For the most part these decals are so small that I had to use tweezers to hold the decal backing paper while using a toothpick to slide the decal off and into place. During this build I Googled 1966 Batmobile many times to check photos to assist me in painting the details. The wheel and tire fit was very good, unlike some of the other models I have built.

While this is a snap kit, I do not recommend this kit for beginners due to the finicky fit of some parts, even though the kit did go together well on the whole. I am very pleased with how this kit looks on my shelf along with my other models. I do recommend this kit and even though they will be a bit more work the other more detailed Batmobile kits by Polar Lights look good also.



Ed. Note: Back when it first came out, I did a first look preview of this kit the *GTR Newsletter*. While I have finished mine, I never got around to writing the buildup article. So, my thanks to Nick for his perspective on this kit. I agree with his points and was happy with the results of my build. My biggest complaint is that the roof "hoop", separating the window pieces, is not prepainted like the rest of the body, so that need to be painted gloss black to match. CH



Moebius Bat-Pod Kit Review


Description: Bat-Pod

Manufacturer: Moebius

Kit#: 920

Scale: 1/25

By Chuck Herrmann




The vehicles and equipment seen in the Batman books and movies have always been a big part of the stories. The latest Batman movie, *The Dark Knight Rises*, features a lot of screen time for Batman's Bat-Pod motorcycle – in fact it saves his life! It was also featured in the previous film, *The Dark Knight*.




This generation of Batman's motorcycle has 20" front and rear tires and is powered by a high-performance, water-cooled, single-cylinder engine, geared toward the lower end for faster acceleration and with no exhaust pipes. The exhaust is routed through the hollow steel/aluminum/magnesium tubing used for the frame of the bike. The Bat-Pod is steered by the shoulders instead of hands, and the rider's arms are protected by shields. The two foot pegs are set 3½ feet apart on either side of the tank, which the rider lies on, belly down. The Bat-Pod is well armed, as we see: with two .50 caliber machine guns, two 40mm cannons and two pneumatically powered grappling hooks.



Moebius Models has released the Bat-Pod kit in 1/25 scale. Since I have almost all the various models of Batstuff I picked this one up as soon as I saw it. This is somewhat small scale for a motorcycle kit, but I assume that is to allow this to be displayed with their upcoming Tumbler kit release (the latest version of the Batmobile). They are also issuing a set of 1/25 figures that can be posed along with the vehicles. I prefer doing as much stuff as possible in 1/24 or 1/25 for display purposes, so it is a great scale choice to me.



As with all the recent Moebius models, the packaging and presentation are first rate. The six page instruction sheet provides very detailed painting instructions.



The kit is molded in black plastic, with wide vinyl tires. There are quite a few parts that allow for nice detail in a kit that is rather small. There is no clear glass nor decals as the real subject does not have any either. The tiny front headlight should look okay with some clear gloss over silver.

My initial test fitting indicates it should go together well, there is some filling I did for the frame halves. I will use Tamiya Semi Gloss Lacquer spray for most of the models, along with steel, aluminum and gun metal.



Revell's Ferrari Enzo Snap Kit Build Up

by Steve Jahnke

Description: Ferrari Enzo Snap Tite

Manufacturer: Revell

Kit#: 85-1967 **Scale:** 1/24

This is a short review of Revell's snap kit of the Ferrari Enzo kit #1967. This is not to be confused with Revell's earlier released full detail Enzo kit. This snap kit contains 45 parts molded in red, black, chrome and clear. You might be saying to yourself right now why build the "snapper" when I can win contests and know the ultimate satisfaction only by completing the full detail model. The full detail kit will be better because I'll put a zillion hours and hundreds of dollars into untold numbers of decal sheets, PE and white metal castings to supplement the build. Well Bunkie, God only knows that contest judges live to spend hours poring over your model only to give first place to a heavily weathered popular NASCAR race car or German tank; so much for that. I suggest that every once in a while you should decompress and build a complete model in a weekend.....halleluiah brother!!!! It can be done from a Friday through Sunday project even allowing for some drying time for the paint.

The Build:

The one piece body is very nicely and cleanly molded, seam cleanup is minimal. It is molded in a very shiny Italian (Ferrari) Red that could be passed off as a painted model on your shelf, it is that nice. The mirrors and front clip were attached to the body and the black seats were sprayed with a white primer in preparation to shooting the whole car with Tamiya's TS-8 spray-bomb Italian Red paint. The engine and brake rotors were given a coat of Testors buffable aluminum spray can paint. Everything else was shot with Tamiya's T-29 spray bomb Semi-Gloss Black. The chrome wheels took a short bath in Super Clean to remove the chrome prior to painting them with black primer and then painted with Rustoleum's Dark Bronze all shot out of the spray bombs. Hmmm... No airbrushes to clean and paint to mix or thin...Mongo say's spray bombs **good!** (Anyone remember Mongo from Blazing Saddles and the campfire scene?)

Assembly:

This snapper fits together so incredibly well it could be called Revell's Next-Gen line of Snap kits; obviously the engineers really did a nice job laying out this kit for ease of assembly and end

result. Does it come off as well as a full detail kit? ...No, but it is not supposed to. It has been designed as a kit that you wouldn't be ashamed of putting in the front row or other place of distinction in your collection. The interior was spruced up by the painting the seats red; the molded-in seat belts take detail painting well. The engine/transaxle is displayed under the large rear window and is molded together as a separate piece with the injection cover and air boxes as another separate piece. It is not as nice as a full blown engine bay but passable after some detail painting.



Since it is a snapper, the four taillights have been molded into the body. As the car was already painted Italian Red I spent a few moments contemplating what I could do to make them stand out as separate pieces. First I considered painting them a darker red like Hull Red but then it hit me, paint them silver and over paint them with Tamiya's Transparent Red. I think they turned out rather nice. The last added detail was to paint the wheel hubs using the same treatment as the tail lights using a silver paint pen to cover the hubs and then adding the transparent red...nice touch and it ties the car together nicely.

This kit should definitely be added to you collection and something to pull out and build after that contest car you just finished (if there is such a thing as completely finishing a contest model) for a quick and satisfying model.... And it is a Ferrari!

HOBBIES R4U Bradley, IL

While at a family wedding recently, I checked the local phone book at the hotel for hobby stores, and I found one new to me. Hobbies R4U is located in Bradley, IL, (in the Kankakee/Bourbonnais area). It is a small independent shop but they had a good selection of plastic car kits as well as supplies and paints (Testors and Tamiya). So if you are in the area it may be worth your while to check it out.

991 W. Broadway

Bradley, IL 60915 815-936-8533

www.hobbiesr4u.com



GTR Event Calendar

Sep-Nov Al's Hobby Shop Model Contest
Models will be on display for People's Choice
voting. Model submission begins September 1st
and ends Nov 10. Voting ends Nov 17. For
details visit their website:

<http://store.alshobbyshop.com/> or call
Al's Hobby Shop 121 Addison Ave, Elmhurst IL
60126 (630) 832-4908 or Toll-Free at 1-866-918-
6072

November 4 – Daylight Savings Time Ends!

November 4 Scale Auto Hobby & Toy Show
American Serb Hall Milwaukee, WI
www.uniqueeventsshows.com

November 6 - Election Day



November 12 IPMS/Butch O'Hare Contest
Lakeview School, Downers Grove, IL;
Website www.butchoharemodelers.com
Information contact: Steve Day (312) 485-9901
or email stevenmaddogday@aol.com

November 18 US Grand Prix
Circuit of the Americas Austin TX

Nov 22 Happy Thanksgiving!

Dec 2 Tinley Park Annual Holiday Toy Show
Tinley Park High School, Tinley Park IL
www.uniqueeventsshows.com

Dec 9 Milwaukee Miniature Motors Autumn Show
County Expo Center, Waukesha, WI
Contact Joan Dunn (262) 646-4114 (Voicemail)
or email jdunn07@centurytel.net
[http://www.milwaukeeeminaturemotors.com/ihtml/
mainframe.ihtml](http://www.milwaukeeeminaturemotors.com/ihtml/mainframe.ihtml)

2013

February 24 61st IL Plastic Kit & Toy Show
DuPage County Fairgrounds, Wheaton IL
(630) 969-1847
Email: pthpowerinc@aol.com.

Mar 13 Ferrari Expo
Continental Autosports,
420 East Ogden Avenue, Hinsdale, IL 60521
Tom Tanner/Scale Designs
email: alfaromeo2465@yahoo

Apr 13 Milwaukee NNL21 hosted by AMG
Theme: "Legal in all 50 States", Alcohol, tobacco
& firearms sponsored model vehicles
Family Centers of Excellence, Waukesha, WI
Sub-theme: 60 Years of the Corvette
Info email: Scott Koch scottiekl@charter.net or
Mike Dowd mdowd@wi.rr.com

Apr 14 Milwaukee Miniature Motors Spring Show,
Waukesha County Expo Center,
1000 Northview Rd. Waukesha, Wisconsin.
Call (262) 646-4114 (Voicemail) or email
jdunn07@centurytel.net
[http://www.milwaukeeeminaturemotors.com/ihtml/
mainframe.ihtml](http://www.milwaukeeeminaturemotors.com/ihtml/mainframe.ihtml)

May 2-3 23rd Annual International Scale Vehicle
Championship and Convention
Sheraton Salt Lake City Hotel, UT
www.gslchampionship.org

May13 HMCA Contest and Swap Meet, Knights
of Columbus, Indianapolis, IN
Contact Information:
Contest: Duane Tripp (317) 421-1453
or DCT2136@aol.com
Swap Meet: Dave Williams (317) 322-1852
or indyhmca@hotmail.com

August 4 6th Annual GTR SUMMER NNL
Theme: 60 Years of Corvettes
Algonquin Township building
Crystal Lake, IL
gtrchab@yahoo.com



GTR Auto Modelers Newsletter



IPMS/GTR Auto Modelers

Chuck Herrmann
338 Alicia Drive
Cary, IL 60013

Next GTR Meeting: November 3, 2012

www.gtrautomodelers.freeservers.com