




GTR Newsletter

December 2006

The Newsletter of IPMS Grand Touring and Racing Auto Modelers

In this issue:

- GTR News and Calendar
- Product and Book Reviews



GTR Auto Modelers

2002/2003 IPMS/USA Region 5 Chapter of the Year

2006 Meetings: Every 3rd Saturday @ 7:00 p.m.

Location alternates between member's homes and the Fountains of Crystal Lake

Next GTR Meeting: December 9, 2006

Note - this is the 2nd Saturday, not the 3rd!

Joint meeting with C.A.R.S. in Miniature

Algonquin Township Offices, on Rt 14 ½ mile east of Rt 31

Your current GTR Officers are:

President: Ed Sexton

847-897-5840

ESexton@revell.com

Vice President: Steve Jahnke

847-516-8515

stevejahnke@comcast.net

Secretary/Contact: Chuck Herrmann

847-516-0211

gtrchab@yahoo.com

The GTR Newsletter is edited by Chuck Herrmann

Please send all correspondence, newsletters, IPMS information, articles, reviews, comments, praise, criticism to: Chuck Herrmann 338 Alicia Drive Cary, IL 60013

Unless indicated, all articles written by the editor. All errors, misspellings and inaccuracies, while the editor's responsibility, are unintentional. Feel free to copy for any other nonprofit use.

Check out the GTR Auto Modelers website at:

www.gtrautomodelers.freesevers.com

GTR Mailbag

by Chuck Herrmann

Industry News

M & S Hobbies now carries decals from DMC. They are a Danish company with a lot of different subject matter and are not readily available. Check out their website at: www.mshobbies.com

Last month in the article on the IHobby Expo, I mentioned stopping by the *Car Modeler* magazine booth. I meant to say the *Model Cars* magazine booth. *Car Modeler* is not being resurrected. Sorry about that.

Events

On December 10 there will be a model contest held in conjunction with the Milwaukee Miniature Motors swap meet at Waukesha, WI.

The first 2007 Serb Hall Swap in Milwaukee is scheduled for January 21.

See the Events calendar for details and for all the events I know of.

IPMS USA

International Plastic Modelers Society

National Conventions:
August 22-25, 2007 Anaheim, CA
2008 – Virginia Beach, VA
2009 – TBA - Central US
2007 Region 5 Convention:
June 8-9, Ottawa IL by IPMS/SPASM

GTR News

GTR Update

The December meeting will be on the second Saturday, not the usual third Saturday^d, on Saturday, December 9. As has become a tradition, instead of our usual meeting we will instead join with our friends at IPMS/C.A.R.S. in Miniature. We will meet at their location, the Algonquin Township Offices in Cary. The

meeting will feature a Show & Tell, the theme is "It's about Time", long term projects (most of our guys could easily find something for that!) And there will be a raffle and a Christmas kit exchange. Bring in a wrapped, sealed new kit and you can take one from the pile.

We have successfully completed the IPMS/USA chapter renewal process for GTR for 2007. However, we barely have the minimum required five IPMS/USA active members. So I urge those who have lapsed to renew their IPMS/USA membership, or if you have never been a member enroll now! Details can be found at their web site, www.ipmsusa.org, or see me for membership forms.

Past issues of the GTR newsletters are now available on line. Our website is rather basic, as are my webmaster skills, but if you go to www.carsandracingstuff.com, click on Library, Browse Topics G-O, find GTR and our newsletters are achieved back to 2004, more will be added. Thanks to Bill Crittenden for storing our newsletters on his site.

Build a Bike GTR Club Project



Our current club project is 1/12 scale motorcycles, either the new Revell chopper bikes which are on the store shelves now, or a Tamiya motorcycle if you cannot bear to do a chopper. Kitbashing or modifying the kits is encouraged so we can see how many variations or themes our members can come up with. So start building a bike in time to show it at the February meeting. Previous club projects have lead to slim participation; hopefully we can get more kits built this time around. Check out *Model Cars* magazine, #117, for a review, customizing tips and a build up article on the Revell 1/12 chopper kits we are doing for our club Build a Bike project.

Bike Build Update

In looking at the Revell chopper kits that have been built and that are in progress, the issue of not gluing the front fork into the mount on the frame prior to painting (in order to be able to paint the frame!) seems to be one that most builders are still figuring out. So I would like to share what I have tried on my chopper kit.

After cutting out the center mounting post on the front fork, I drilled out holes on the top and bottom of the fork mounts, where the post had been attached. Make the holes rather small as the hole in the soft plastic will eventually expand.

Then I went to the hobby shop, and looked at the hardware in the model railroad section. Since the tops of the screws used to reattach the fork and allow it to pivot will be visible, especially on top, I chose a brass hex head machine screw, sold in a pack of 12 by Walthers, size 2-56, 3/8", part #947-1155. I would have preferred a longer nut then use a bolt on the bottom, but this particular shop did have anything longer. So instead of securing with a nut, I will put screws on both top and bottom, and since I am painting the fork the brass will be covered. But a nice machined hex head screw, just a touch bigger than the ones molded into the head, will show on the top when completed.



There is a bit of play in the fit, since the screws are not as wide as the plastic post that was removed, but use some plastic sprue in the mounting hole to shim. I plan to use the short fork in the soft tail frame instead of the long fork, so if I put a shim on the front of the post on top and on the rear of the bottom I can adjust the angle of the fork as well as tighten the fit.

Besides mounting the fork, I think I will sand off the molded on hex head bolts on the top of the fork, cut off the thread on the brass screws then glue that on for sharper detail.

GTR Auto Modelers Newsletter

This is one way to address this, I am sure that in February on Project night we will see some alternative solutions.

Newsletters

Since last time, we have received print and electronic newsletters from:

IPMS/Lakes Region Scale Modelers, IPMS/Seattle, AMG Milwaukee, IPMS/C.A.R.S. in Miniature, *The Wingman* from IPMS/Bong Chapter, Rockford Wheels in Scale (RWIS), Winnebago Auto Modelers (WAM), *Dew Line* from the Upper Peninsula Scale Modelers, Back Porch Modelers Group and Lake Michigan Model Car Club.

Copies of all these will be available for viewing at the next meeting.

November GTR Meeting

The November meeting was held Saturday, November 16, back at the usual location, the Fountains of Crystal Lake. There was a brief business portion, with the treasury report, newsletters and new events. Then it was on to Show and Tell.



Chuck Herrmann: 1/24 diecast Jada "Old School" VW Beetle custom, a 1/64 diecast "Filmore" VW van from the *Cars* movie, Scale Designs Ferrari 348 1994 LeMans transkit, Tamiya 1/48 VW WWII Beetle kit, and a Revell 1/12 chopper in progress.



December 2006


3 of 8




Ron Spannraft: an AMT 64 Mercury Marauder converted into a slot car (using Cady decals), a Tamiya 1/12 Porsche 911, with aftermarket decals) from the 1978 LeMans, and a Dodge Ram pickup with a motorcycle strapped in back.



Ken Zinnen: his 1/12 chopper kit in progress, with a reshaped gas tank, rear fender mods and seat upgrade.



John Schaeffer: four 1/24 NASCAR projects. Jeff Gordon Monte Carlo with resin nose, Jeremy Mayfield Dodge (to use Hemi decals by JWTBM), 62 Plymouth Fury converting to a Belvidere.



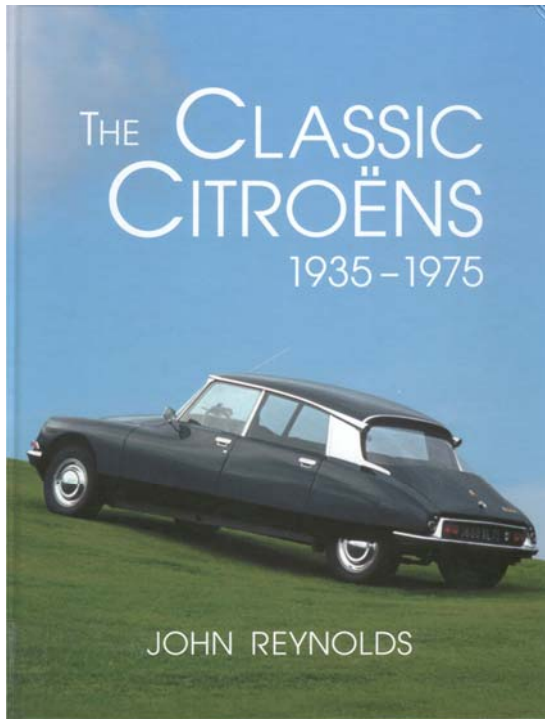
Book Review: Classic Citroens

Subject: The Classic Citroens 1935-75

Author: John Reynolds

McFarland & Company, 2006

By Chuck Herrmann



While never a big favorite of American auto fans, the French Citroen brand was and still is a major player in the international automotive industry. This book, 274 pages with lots of B&W photos, covers what the author feels was the peak period of Citroen, when their best known models were designed and produced.

During the years covered by this book, Citroen was owned and managed by the management of the Michelin tire company. The author feels that this led to the development of three classic models that were successful due to their design and engineering.

- Traction Avant 1934-57, the biggest selling car in France and the model that revived French auto industry after WWII
- 2CV 1948-90, the economy car that kept coming back and became an icon, the "French Beetle" which ended up selling 6,956,895 units.
- DS 1955-75 replaced the Avant as the standard French sedan, contemporary aerodynamic shape, hydro pneumatic self leveling suspension, FWD, featured steel belted radials.

Once Citroen was sold to Automobiles Peugeot in 1976, the author feels that these innovative, unique designs were replaced by more conservative models utilizing technology and design philosophy shared with Peugeot.

The book also includes a detailed appendix with details on models and technical specs.

Modelers may find this book useful as reference material. There have been several models of the Citroens covered here; Heller did a 2CV in 1/24 which I have built, one of their better kits. They also did it in 1/43, as well as a DS 19. Tamiya does a 1/24 2CV, and I have a die cast late model Traction Avant in 1/24 by Burago.

Product Reviews

Subject: Better Batteries

Manufacturer:

Scale: 1/25

By Chuck Herrmann



If you are looking for a more detailed stock battery than the generic kit supplied pieces, or if you want a more detailed piece for a hot rod or street machine project, the aftermarket has responded. The Better Battery is available, a resin molded battery along with wire for posts and decals. The molding is clean and sharp, you get three batteries in each kit for a retail price of \$5.00. This is a nice accessory that can help finish off your detailed engine bay.



I picked up my sample at the Rockford show last January. It had been on my bench since, but as I went to finish up this article, I couldn't find it! Thus, I am lacking some information. I believe this is produced by JK Castings, which is located somewhere in Wisconsin. So I would appreciate it if any of our readers are familiar with this product would contact me to and let me know how to order or where it is available, and I'll pass that along in a future issue.

Subject: Corvette LeMans/Daytona Pace Cars Decals, Blue Beetle Decals
 Manufacturer: modlral
 Scale: 1/25

By Chuck Herrmann

The beauty of the auto modeling aftermarket is that thanks to some modern technologies all sorts of stuff that would normally be of limited interest may be available. Here are some decals from a home based source.

Corvette LeMans/Daytona Pace Cars

Predecorated kits allow for easier build ups since you need not paint, but often the markings supplied with such kits are not very good. Such was the case when Revell issued a Pro Finish kit of the then new Corvette C-5, which was the pace car or safety car for both classic 24 Hour endurance races in 1999, the Rolex 24 at Daytona and the LeMans 24 Hours in France.



The kit came pre painted in two colors, the red and white with checkered flag

graphics. But the lettering was not a waterslide decal, but some stickers. As stickers go, they were not too bad but now there are waterslide decals available. They would also be useful for other service or emergency vehicles that need the Daytona, Rolex, LeMans or ACO markings on this sheet.



Blue Beetle

Sometimes you find an old kit at a swap meet or on E-Bay, or in your stash, and the decals are aged or missing. This sheet of decals is for the old Monogram Blue beetle custom, which is not easy to find but if you do it will likely have decal issues. This small sheet is a replacement for the kit sheet. Or it may be useful if you have a project calling for some 50's era hot rod markings.



Both of these sheets, as well as waterslide decals for the Polar Lights 2004/05 GTOs, are available by emailing: modlral@swbell.net

GTR Event Calendar

2006

December 10 32nd Annual Winter Swap Meet and Model Car Contest presented by Milwaukee Miniature Motors
Waukesha Expo Center, Waukesha WI
www.milwaukeminaturemotors.com
Contest: Loren Busswitz 414-353-0720

April 21 IPMS/Mad City Modelers
Radison Inn, Madison WI
JimTturek jjtmodel@yahoo.com

May 5 IPMS/Duneland
details TBA

May 3-6 Great Salt Lake ChampionshipGSL-XXI
Salt Lake City, UT
Wwwgslchampionship.org

May 27 Indianapolis 500
Indianapolis Motor Speedway, IN

June 8-9 IPMS Region 5 Convention
Hosted by IPMS SPASM
Knights of Columbus Hall Ottawa, IL
Steve Stohr 815-434-7297
thestohrs@aol.com

June 17 US Grand Prix
Indianapolis Motor Speedway, IN

June 17-18 LeMans 24 Hours
LeMans, France

August 11 Road America ALMS
August 12 Road America Champ Car
Elkhart Lake, WI

August 22-25 IPMS/USA National Convention
Virginia Beach, VA
www.ipmsusa2007.org

? = event or date not yet confirmed as of this printing

2007

January 21 Scale Auto, Hobby and Toy Swap
Waukesha County Expo Center, Waukesha WI
Jim Welytok www.uniqueeventsshows.com
January 27-28 Rolex 24 Hours
Daytona International Speedway, FL

January 28 8th Annual Classic Plastic Model Car Contest and Swap Meet
Hosted by Rockford Wheels in Scale
Ken Rock Community Center, Rockford IL
Dan Myers 815-239-2391
dfmeyers@aeroinc.net

February 3 IPMS/Zumbro Valley
Stewartville Civic Center, Stewartville MN
www.geocities.com/zumbroipms

February 18 Daytona 500
Daytona International Speedway, FL

February 9-18 Chicago Auto Show
McCormick Place, Chicago IL


February 25 49th Illinois Plastic Kit and Toy Show
With model contest by Lake Michigan Model Car Club
DuPage County Fairgrounds, Wheaton IL
Call Past Time hobbies 630-969-1847

March 12 Mobil 12 Hours of Sebring
IMSA America LeMans Series

March 17 IPMS/Fort Crook LOCON 2007
Mid America Center, Council Bluffs IA
Jay Chaldek JMChaldek@aol.com

March 31 IPMS/Quad Cities
details TBA

April 21 Milwaukee NNL 15
Hosted by Automotive Modelers Group
Excellence Center Waukesha, WI
Theme: Flames



GTR Auto Modelers Newsletter

**Happy Holidays from
GTR Auto Modelers!**



IPMS/GTR Auto Modelers
Chuck Herrmann
338 Alicia Drive
Cary, IL 60013

Next GTR Meeting: December 9, 2006
www.gtrautomodelers.freeservers.com